



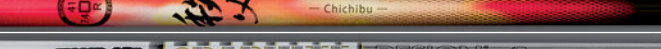








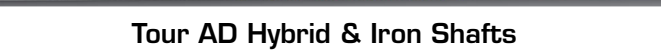











Tour AD Wood Shafts	Type	Flex	Weight Range	Tip OD	Tip Para.	Torque	Spin	Launch					
								LOW	LOW/MID	MID	MID/HIGH	HIGH	
	WOOD <b>NEW</b>	R2, R1, SR, S, X & TX	45, 55, 65, 75 & 85g	.335"	3.0"	5.7-2.8	LOW						
	WOOD	R2, R1, SR, S & X	45, 55, 65, 75 & 85g	.335"	3.0"	5.7-2.6	LOW to LOW/MID						
	WOOD	R2, R1, SR, S, X & TX	45, 55, 65, 75 & 85g	.335"	3.0"	5.6-2.8	LOW						
	FWY WOOD	R2, R1, SR, S & X	55, 65, 75 & 85g	.335"	3.0"	5.0-2.8	MID						
	WOOD	R, SR, S and S+	45g	.335"	2.36"	7.4-7.2	MID						
	WOOD	R2, R1, SR, S, X & TX	45, 55, 65, 75 & 85g	.335"	3.0"	5.7-2.6	LOW						
	WOOD	R2, R1, SR, S & X	45, 55, 65, 73 & 83g	.335"	3.0"	5.7-2.7	LOW						
	WOOD	S & X	68 & 78g	.335"	3.0"	3.4-2.1	LOW						
	WOOD	R2, R1, SR, S & X	55, 65, 73 & 83g	.335"	3.0"	4.7-2.8	LOW/MID						
	WOOD	R2, R1, SR, S & X	55, 65, 75, & 85g	.335"	3.0"	4.7-2.9	LOW/MID						
	WOOD	R2, R1, SR, S & X	55, 65, 75 & 85g	.335"	3.0"	4.3-2.8	LOW						
	WOOD	R2, R1, SR, S, X & TX	55, 65, 75, 85 & 95g	.335"	3.0"	4.7-2.6	LOW						
	WOOD	R2, R1, SR, S & X	55, 65, 76 & 85g	.335"	3.0"	4.7-2.9	LOW						
	WOOD	RR2, RR1, R2, R1 & SR	49g and 57g	.335"	2.4"	5.3-4.8	MID						
Tour AD Hybrid & Iron Shafts		Type	Flex	Weight Range	Tip OD	Tip Para.	Torque	Spin	Launch				
	HYBRID	R2, R1, R, S & X	65, 75, 85 & 95g	.370"	3.0"	3.5-2.1	LOW/MID						
	HYBRID	R, S & X	65, 75, 85 & 95g	.370"	3.0"	3.5-2.1	MID						
	HYBRID	R, S & X	75, 85, 95 & 105g	.370"	3.0"	3.1-2.3	MID						
	DRIVING IRON	S & X	85g & 95g	.355"	TAPER	2.4-2.2	MID						
	IRON	Ladies	50g	.370"	1.375"	3.9	MID						
	IRON	R, S & X	55, 65, 75, 85 & 95g	.355"	TAPER	3.2-2.2	MID						
MAD Shafts		Type	Flex	Weight Range	Tip OD	Tip Para.	Torque	Spin	Launch				
	WOOD	S, X & TX	67-77g	.355"	3.0"	3.8-3.2	LOW						
	WOOD	A, R & S	49, 59, 67 & 75g	.355"	3.0"	6.4-3.8	LOW/MID						
YS NanoReloaded Shafts		Type	Flex	Weight Range	Tip OD	Tip Para.	Torque	Spin	Launch				
	WOOD	R, S & X	50, 60 & 70g	.335"	3.0"	5.0-3.4	MID						

This chart is for use as a general reference of our shaft offerings. Pro's Choice encourages consulting a PGA Professional or qualified club builder to help you determine the correct shaft bend profile for your individual swing.