



# GRAPHITE DESIGN™

PREMIUM GOLF SHAFTS

## 2025 GRAPHITE DESIGN SHAFT CATALOG



**PRO'S CHOICE**  
EXCLUSIVE DISTRIBUTOR FOR GRAPHITE DESIGN.

P.O. Box 131323  
Carlsbad, California 92013-1323  
Sales: 619-454-6283  
Cust. Service: 760-476-9598



### About Graphite Design:

Graphite Design, Inc. was established in 1989 in Chichibu, Satima, Japan. The founder, Mr. Megumi Yamada, worked with the world's renowned material manufactures to develop innovative manufacturing techniques, upgraded resin systems and high-performance composite materials for use within the golf industry. Graphite Design has a strong reputation as a leader in the production of composite golf shafts that maximize Accuracy and Distance which is symbolized by the globally recognized TOUR AD brand model of shafts. The TOUR AD brand model dominates usage on all of the professional golf tours worldwide.

On Tour, Graphite Design shafts recorded 37 Global tournament victories in 2024 and have helped numerous golf professionals earn well over 535 victories and multi-millions of dollars in prize money since inception.



### About Pro's Choice:

Pro's Choice is a California Corporation formed in 2012 and located in San Diego. It's 7 key employees bring a total of 90 years of experience to the golf industry. Graphite Design, Inc. has granted Pro's Choice exclusive distribution rights to sell their products in the U.S., Canada, Mexico, Europe, UAE, S. Africa, S. America and Australia. Pro's Choice is committed to providing golf shafts to professionals, serious amateurs and recreational golfers around the world.

### Contact Us:

For more information about Pro's Choice Golf Shafts or Graphite Design shafts:

**Bill McPherson**

📞 619-454-6283

✉ [b.mcpherson@proschoicegolfshafts.com](mailto:b.mcpherson@proschoicegolfshafts.com)

🌐 [www.proschoicegolfshafts.com](http://www.proschoicegolfshafts.com)





Brand new for 2025, Graphite Design introduces the latest in the Tour AD premium line of golf shafts, the Graphite Design **Tour AD GC** – **Game Changer**. Designed and manufactured at the Graphite Design Japan factory headquarters, the new **Tour AD GC** wood shafts are pearl white with bronze and orange accents and finished with a gloss clear coat.

The **Tour AD GC**, like the other high performance Tour AD wood shafts, utilizes premium, aerospace quality carbon-fiber materials and are available in 40g R2, R1 and S flex, 50g R2, R1, S and X flex, 60g SR, S, X and TX flex, 70g S, X and TX flex and 80g X flex.

The **Tour AD GC** shaft profile is Stiff in the butt section, Firm in the center section and has a Firm+ tip to promote Mid launch angles and Low/Mid to Mid ball spin rates.

The **Tour AD GC** shaft integrates a new material technology called **AD SHIELD** which consists of strategically placed special plies of carbon-fiber combined with the modern **TORAYCA® M40X** material technology in the handle section of the shaft that results in a stiff, yet smooth feeling kick point and optimized shaft profile.

The **Tour AD GC** shaft also utilizes the ultra-high modulus **TORAYCA® T1100G** carbon-fiber material in the tip section of the shaft for unrivaled shaft stability and precise ball control without the loss of the exceptional feel that Graphite Design shafts are so well known for.

Are you ready to make a change to how your Driver or Fairway metal woods perform? Experience the **Tour AD GC** and see if the new innovations that the **Tour AD GC** has might just be the biggest **Game Changer** to your golf game.

**MSRP \$500**

PROSCHOICEGOLFSHAFTS.COM  
760-476-9598



### SHAFT SPECIFICATIONS

| Shaft Type      | Part Number | Flex          | Length | Wt    | Tip OD | Tip Para. | Butt OD | Torque | Kick pt |
|-----------------|-------------|---------------|--------|-------|--------|-----------|---------|--------|---------|
| TOUR AD GC 4 R2 | WGC4-R2     | Lite/Senior   | 46"    | 45g   | .335"  | 3.0"      | .602"   | 5.5°   | Mid     |
| TOUR AD GC 4 R1 | WGC4-R1     | Regular       | 46"    | 46.5g | .335"  | 3.0"      | .604"   | 5.5°   | Mid     |
| TOUR AD GC 4 S  | WGC4-S      | Stiff         | 46"    | 47.5g | .335"  | 3.0"      | .606"   | 5.5°   | Mid     |
| Shaft Type      | Part Number | Flex          | Length | Wt    | Tip OD | Tip Para. | Butt OD | Torque | Kick pt |
| TOUR AD GC 5 R2 | WGC5-R2     | Lite/Senior   | 46"    | 52g   | .335"  | 3.0"      | .602"   | 4.5°   | Mid     |
| TOUR AD GC 5 R1 | WGC5-R1     | Regular       | 46"    | 52.5g | .335"  | 3.0"      | .604"   | 4.5°   | Mid     |
| TOUR AD GC 5 S  | WGC5-S      | Stiff         | 46"    | 53g   | .335"  | 3.0"      | .604"   | 4.5°   | Mid     |
| TOUR AD GC 5 X  | WGC5-X      | X-Stiff       | 46"    | 56.5g | .335"  | 3.0"      | .608"   | 4.4°   | Mid     |
| Shaft Type      | Part Number | Flex          | Length | Wt    | Tip OD | Tip Para. | Butt OD | Torque | Kick pt |
| TOUR AD GC 6 SR | WGC6-SR     | Stiff Regular | 46"    | 61.5g | .335"  | 3.0"      | .600"   | 3.1°   | Mid     |
| TOUR AD GC 6 S  | WGC6-S      | Stiff         | 46"    | 62g   | .335"  | 3.0"      | .602"   | 3.1°   | Mid     |
| TOUR AD GC 6 X  | WGC6-X      | X-Stiff       | 46"    | 65.5g | .335"  | 3.0"      | .604"   | 3.1°   | Mid     |
| TOUR AD GC 6 TX | WGC6-TX     | Tour X-Stiff  | 46"    | 67g   | .335"  | 3.0"      | .608"   | 3.1°   | Mid     |
| Shaft Type      | Part Number | Flex          | Length | Wt    | Tip OD | Tip Para. | Butt OD | Torque | Kick pt |
| TOUR AD GC 7 S  | WGC7-S      | Stiff         | 46"    | 71g   | .335"  | 3.0"      | .600"   | 2.8°   | Mid     |
| TOUR AD GC 7 X  | WGC7-X      | X-Stiff       | 46"    | 72.5g | .335"  | 3.0"      | .602"   | 2.8°   | Mid     |
| TOUR AD GC 7 TX | WGC7-TX     | Tour X-Stiff  | 46"    | 74g   | .335"  | 3.0"      | .604"   | 2.8°   | Mid     |
| Shaft Type      | Part Number | Flex          | Length | Wt    | Tip OD | Tip Para. | Butt OD | Torque | Kick pt |
| TOUR AD GC 8 X  | WGC8-X      | X-Stiff       | 46"    | 83g   | .335"  | 3.0"      | .608"   | 2.5°   | Mid     |

Tip Trimming for Standard Bore Heads: Driver: 0.0", #3 wood: .5", #5 Wood or greater 1.0", then Butt Cut to desired club length after assembly.



PROSCHOICEGOLFSHAFTS.COM



| SHAFT SPECIFICATIONS   |             |                    |        |       |        |           |         |        |            |        |      |
|------------------------|-------------|--------------------|--------|-------|--------|-----------|---------|--------|------------|--------|------|
| Shaft Type             | Part Number | Flex               | Length | Wt.   | Tip OD | Tip Para. | Butt OD | Torque | Kick Point | Launch | Spin |
| Anti Gravity aG33-3 R2 | aG33-3 R2   | Lite/Senior Flex   | 46"    | 38.5g | .335"  | 3.0"      | .592"   | 7.6°   | Low        | High   | Mid  |
| Anti Gravity aG33-3 R  | aG33-3 R    | Regular Flex       | 46"    | 39.5g | .335"  | 3.0"      | .592"   | 7.5°   | Low        | High   | Mid  |
| Anti Gravity aG33-3 SR | aG33-3 SR   | Stiff Regular Flex | 46"    | 40.5g | .335"  | 3.0"      | .594"   | 7.5°   | Low        | High   | Mid  |

Tip Trimming for Standard Bore Heads: Driver: 0.0", #3 wood: .5", #5 Wood or greater 1.0", then Butt Cut to desired club length after assembly.



Brand new for 2024, Pro's Choice Golf Shafts offers the latest in ultra-light weight premium golf shafts, the Graphite Design **Anti-Gravity aG33-3 Series** wood shafts. Designed and manufactured at the Graphite Design Japan factory headquarters, the new **Anti-Gravity aG33-3 Series** wood shafts are metallic silver with red, silver and black accents and finished in a gloss clear coat.

The **Anti-Gravity aG33-3 Series** wood shafts utilizes ultra-thin aerospace quality carbon-fiber materials to obtain a light weight characteristic, as well as to provide the golfer with a shaft that possesses superior response and feedback at impact as well as the ultra-high modulus **TORAYCA® M40X** carbon-fiber material in the butt section for additional zonal stiffness tuning and stability.



**anti Gravity**

The **Anti-Gravity aG33-3 Series** wood shafts are all sub 40g shafts after installation into a golf club and designed to promote a High launch angle and mid ball spin rates and are available in the flexes of R2 (Senior/Lite) flex, R (Regular) flex and SR (Stiff Regular) Flex.

The **Anti-Gravity aG33-3 Series** of shafts are a fine example of an extremely high quality and superior performing golf shaft, made in Japan and that follow in line with the 30+ years of heritage that all of the premium Graphite Design shafts are so well known for.



MSRP \$500.00  
 PROSCHOICEGOLFSHAFTS.COM  
 760-476-9598



PROSCHOICEGOLFSHAFTS.COM



Brand new for 2024, Graphite Design introduces the latest in the Tour AD premium line of golf shafts, the Graphite Design **Tour AD VF – Victory Force**. Designed and manufactured at the Graphite Design Japan factory headquarters, the new **Tour AD VF** wood shafts are jet black with red accents and finished with a gloss clear coat.

The **Tour AD VF**, like the other high performance Tour AD wood shafts, utilizes premium, aerospace quality carbon-fiber materials and are available in 40g R2, R1 and S flex, 50g R2, R1, S and X flex, 60g SR, S, X and TX flex, 70g S, X and TX flex and 80g X flex.

The **Tour AD VF** shaft profile is Firm in the butt section, Stiff+ in the center section and has a Very Stiff tip to promote Low/Mid launch angles and Low-ball spin rates. The **Tour AD VF** shafts utilize the modern **TORAYCA® M40X** carbon-fiber material in the butt section of the shaft to support a stiff, yet smooth feeling kick point and the ultra-high modulus **TORAYCA® T1100G** carbon-fiber material in the middle thru to the tip section of the shaft for unrivaled shaft stability and precise ball control without the loss of the exceptional feel that Graphite Design shafts are so well known for.

**Victories require Force.** Visit your local Graphite Design dealer for a fitting and experience the new **Tour AD VF**. You will discover the Force necessary to achieve Victory.

MSRP \$500  
 PROSCHOICEGOLFSHAFTS.COM  
 760-476-9598



## SHAFT SPECIFICATIONS

| Shaft Type      | Part Number | Flex          | Length | Wt    | Tip OD | Tip Para. | Butt OD | Torque | Kick pt  |
|-----------------|-------------|---------------|--------|-------|--------|-----------|---------|--------|----------|
| TOUR AD VF 4 R2 | WVF4-R2     | Lite/Senior   | 46"    | 46g   | .335"  | 3.0"      | .594"   | 5.5°   | Mid/High |
| TOUR AD VF 4 R1 | WVF4-R1     | Regular       | 46"    | 46g   | .335"  | 3.0"      | .594"   | 5.5°   | Mid/High |
| TOUR AD VF 4 S  | WVF4-S      | Stiff         | 46"    | 47g   | .335"  | 3.0"      | .596"   | 5.6°   | Mid/High |
| Shaft Type      | Part Number | Flex          | Length | Wt    | Tip OD | Tip Para. | Butt OD | Torque | Kick pt  |
| TOUR AD VF 5 R2 | WVF5-R2     | Lite/Senior   | 46"    | 55g   | .335"  | 3.0"      | .596"   | 4.3°   | Mid/High |
| TOUR AD VF 5 R1 | WVF5-R1     | Regular       | 46"    | 55g   | .335"  | 3.0"      | .596"   | 4.3°   | Mid/High |
| TOUR AD VF 5 S  | WVF5-S      | Stiff         | 46"    | 56.5g | .335"  | 3.0"      | .598"   | 4.3°   | Mid/High |
| TOUR AD VF 5 X  | WVF5-X      | X-Stiff       | 46"    | 59g   | .335"  | 3.0"      | .602"   | 4.3°   | Mid/High |
| Shaft Type      | Part Number | Flex          | Length | Wt    | Tip OD | Tip Para. | Butt OD | Torque | Kick pt  |
| TOUR AD VF 6 SR | WVF6-SR     | Stiff Regular | 46"    | 64g   | .335"  | 3.0"      | .600"   | 3.3°   | Mid/High |
| TOUR AD VF 6 S  | WVF6-S      | Stiff         | 46"    | 66.5g | .335"  | 3.0"      | .602"   | 3.3°   | Mid/High |
| TOUR AD VF 6 X  | WVF6-X      | X-Stiff       | 46"    | 67g   | .335"  | 3.0"      | .604"   | 3.3°   | Mid/High |
| TOUR AD VF 6 TX | WVF6-TX     | Tour X-Stiff  | 46"    | 68.5g | .335"  | 3.0"      | .606"   | 3.3°   | Mid/High |
| Shaft Type      | Part Number | Flex          | Length | Wt    | Tip OD | Tip Para. | Butt OD | Torque | Kick pt  |
| TOUR AD VF 7 S  | WVF7-S      | Stiff         | 46"    | 74g   | .335"  | 3.0"      | .602"   | 3.0°   | Mid/High |
| TOUR AD VF 7 X  | WVF7-X      | X-Stiff       | 46"    | 75.5g | .335"  | 3.0"      | .604"   | 3.0°   | Mid/High |
| TOUR AD VF 7 TX | WVF7-TX     | Tour X-Stiff  | 46"    | 77g   | .335"  | 3.0"      | .606"   | 3.0°   | Mid/High |
| Shaft Type      | Part Number | Flex          | Length | Wt    | Tip OD | Tip Para. | Butt OD | Torque | Kick pt  |
| TOUR AD VF 8 X  | WVF8-X      | X-Stiff       | 46"    | 85g   | .335"  | 3.0"      | .608"   | 2.8°   | Mid/High |

Tip Trimming for Standard Bore Heads: Driver: 0.0", #3 wood: .5", #5 Wood or greater 1.0", then Butt Cut to desired club length after assembly.



PROSCHOICEGOLFSHAFTS.COM



Brand new for 2023, Graphite Design introduces the latest in the Tour AD premium line of golf shafts, the Graphite Design **Tour AD CQ – CONQUEST**. Designed and manufactured at the Graphite Design Japan factory headquarters, the new **Tour AD CQ** wood shafts are jet black with gold and red accents and finished with a gloss clear coat.

The **Tour AD CQ**, like the other high performance Tour AD wood shafts, utilizes premium, aerospace quality carbon-fiber materials and are available in 40g R2, R1 and S flex, 50g R2, R1, S and X flex, 60g SR, S, X and TX flex, 70g S, X and TX flex and 80g X flex.

The Tour AD CQ shafts features the new **Nitta 2G-Namd** carbon-fiber material technology in the butt section of the shaft and has a bend profile of firm in the handle section, firm in the center section and a medium+ tip section to promote mid-high launch angles and mid ball spin rates. The **Nitta 2G-Namd** material is based on modern carbon nano tube technology that binds the fibers tighter together than standard carbon materials to aid in a higher degree of energy transfer thru the golf club and a more solid impact of the golf ball than shafts without **Nitta 2G-Namd** technology.

Visit your local Graphite Design dealer for a fitting and experience what the new **Tour AD CQ** wood shafts with **Nitta 2G-Namd** can offer in your **CONQUEST** to gain the tour level of precise **Accuracy** and greater **Distance** that all **Tour AD** shafts are so well known for.

MSRP \$500  
 PROSCHOICEGOLFSHAFTS.COM  
 760-476-9598



### SHAFT SPECIFICATIONS

| Shaft Type      | Part Number | Flex          | Length | Wt  | Tip OD | Tip Para. | Butt OD | Torque | Kick pt |
|-----------------|-------------|---------------|--------|-----|--------|-----------|---------|--------|---------|
| TOUR AD CQ 4 R2 | WCQ4-R2     | Lite/Senior   | 46"    | 47g | .335"  | 3.0"      | .596"   | 6.1°   | Low/Mid |
| TOUR AD CQ 4 R1 | WCQ4-R1     | Regular       | 46"    | 48g | .335"  | 3.0"      | .596"   | 6.0°   | Low/Mid |
| TOUR AD CQ 4 S  | WCQ4-S      | Stiff         | 46"    | 49g | .335"  | 3.0"      | .600"   | 6.0°   | Low/Mid |
| Shaft Type      | Part Number | Flex          | Length | Wt  | Tip OD | Tip Para. | Butt OD | Torque | Kick pt |
| TOUR AD CQ 5 R2 | WCQ5-R2     | Lite/Senior   | 46"    | 53g | .335"  | 3.0"      | .596"   | 4.6°   | Low/Mid |
| TOUR AD CQ 5 R1 | WCQ5-R1     | Regular       | 46"    | 54g | .335"  | 3.0"      | .598"   | 4.6°   | Low/Mid |
| TOUR AD CQ 5 S  | WCQ5-S      | Stiff         | 46"    | 56g | .335"  | 3.0"      | .600"   | 4.5°   | Low/Mid |
| TOUR AD CQ 5 X  | WCQ5-X      | X-Stiff       | 46"    | 59g | .335"  | 3.0"      | .604"   | 4.5°   | Low/Mid |
| Shaft Type      | Part Number | Flex          | Length | Wt  | Tip OD | Tip Para. | Butt OD | Torque | Kick pt |
| TOUR AD CQ 6 SR | WCQ6-SR     | Stiff Regular | 46"    | 62g | .335"  | 3.0"      | .600"   | 3.4°   | Low/Mid |
| TOUR AD CQ 6 S  | WCQ6-S      | Stiff         | 46"    | 64g | .335"  | 3.0"      | .602"   | 3.4°   | Low/Mid |
| TOUR AD CQ 6 X  | WCQ6-X      | X-Stiff       | 46"    | 66g | .335"  | 3.0"      | .604"   | 3.4°   | Low/Mid |
| TOUR AD CQ 6 TX | WCQ6-TX     | Tour X-Stiff  | 46"    | 68g | .335"  | 3.0"      | .606"   | 3.4°   | Low/Mid |
| Shaft Type      | Part Number | Flex          | Length | Wt  | Tip OD | Tip Para. | Butt OD | Torque | Kick pt |
| TOUR AD CQ 7 S  | WCQ7-S      | Stiff         | 46"    | 73g | .335"  | 3.0"      | .602"   | 3.2°   | Low/Mid |
| TOUR AD CQ 7 X  | WCQ7-X      | X-Stiff       | 46"    | 74g | .335"  | 3.0"      | .604"   | 3.2°   | Low/Mid |
| TOUR AD CQ 7 TX | WCQ7-TX     | Tour X-Stiff  | 46"    | 76g | .335"  | 3.0"      | .606"   | 3.2°   | Low/Mid |
| Shaft Type      | Part Number | Flex          | Length | Wt  | Tip OD | Tip Para. | Butt OD | Torque | Kick pt |
| TOUR AD CQ 8 X  | WCQ8-X      | X-Stiff       | 46"    | 83g | .335"  | 3.0"      | .604"   | 3.0°   | Low/Mid |

Tip Trimming for Standard Bore Heads: Driver: 0.0", #3 wood: .5", #5 Wood or greater 1.0", then Butt Cut to desired club length after assembly.



PROSCHOICEGOLFSHAFTS.COM



Brand new for 2022, Graphite Design introduces the latest in the Tour AD premium line of golf shafts, the Graphite Design **Tour AD UB – Up and Beyond**. Designed and manufactured at the Graphite Design Japan factory headquarters, the new **Tour AD UB** wood shafts are metallic blue with a silver spray faded tip and black accents and finished with a gloss clear coat.

The **Tour AD UB**, like the other high performance Tour AD wood shafts, utilizes premium, aerospace quality carbon-fiber materials and are available in 40g R2, R1 and S flex, 50g R2, R1, S and X flex, 60g SR, S, X and TX flex, 70g S, X and TX flex and 80g S and X flex.

The **Tour AD UB** shaft profile is medium+ in the butt section, medium+ in the center section and has a stiff+ tip to promote a mid-launch angle and low/mid ball spin rates. The **Tour AD UB** shafts utilize the modern **TORAYCA® M40X** carbon-fiber material in the mid to tip section of the shaft and the ultra-high modulus **TORAYCA® T1100G** carbon-fiber material in the tip section of the shaft for unrivaled shaft stability and precise ball control without the loss of the exceptional feel that Graphite Design shafts are so well known for.

Visit your local Graphite Design dealer and experience the tour level performance that the new **Tour AD UB** wood shafts with **TORAYCA® M40X and T1100G** material technologies can offer resulting in your golf game moving **Up** and **Beyond** all of your expectations.

MSRP \$500  
 PROSCHOICEGOLFSHAFTS.COM  
 760-476-9598



### SHAFT SPECIFICATIONS

| Shaft Type      | Part Number | Flex          | Length | Wt  | Tip OD | Tip Para. | Butt OD | Torque | Kick pt |
|-----------------|-------------|---------------|--------|-----|--------|-----------|---------|--------|---------|
| TOUR AD UB 4 R2 | ADUB4-R2    | Lite/Senior   | 46"    | 45g | .335"  | 3.0"      | .589"   | 5.5°   | Mid     |
| TOUR AD UB 4 R1 | ADUB4-R1    | Regular       | 46"    | 47g | .335"  | 3.0"      | .591"   | 5.5°   | Mid     |
| TOUR AD UB 4 S  | ADUB4-S     | Stiff         | 46"    | 48g | .335"  | 3.0"      | .593"   | 5.5°   | Mid     |
| Shaft Type      | Part Number | Flex          | Length | Wt  | Tip OD | Tip Para. | Butt OD | Torque | Kick pt |
| TOUR AD UB 5 R2 | ADUB5-R2    | Lite/Senior   | 46"    | 54g | .335"  | 3.0"      | .594"   | 4.4°   | Mid     |
| TOUR AD UB 5 R1 | ADUB5-R1    | Regular       | 46"    | 56g | .335"  | 3.0"      | .596"   | 4.4°   | Mid     |
| TOUR AD UB 5 S  | ADUB5-S     | Stiff         | 46"    | 57g | .335"  | 3.0"      | .598"   | 4.4°   | Mid     |
| TOUR AD UB 5 X  | ADUB5-X     | X-Stiff       | 46"    | 59g | .335"  | 3.0"      | .600"   | 4.4°   | Mid     |
| Shaft Type      | Part Number | Flex          | Length | Wt  | Tip OD | Tip Para. | Butt OD | Torque | Kick pt |
| TOUR AD UB 6 SR | ADUB6-SR    | Stiff Regular | 46"    | 63g | .335"  | 3.0"      | .598"   | 3.2°   | Mid     |
| TOUR AD UB 6 S  | ADUB6-S     | Stiff         | 46"    | 65g | .335"  | 3.0"      | .600"   | 3.2°   | Mid     |
| TOUR AD UB 6 X  | ADUB6-X     | X-Stiff       | 46"    | 66g | .335"  | 3.0"      | .602"   | 3.2°   | Mid     |
| TOUR AD UB 6 TX | ADUB6-TX    | Tour X-Stiff  | 46"    | 67g | .335"  | 3.0"      | .602"   | 3.2°   | Mid     |
| Shaft Type      | Part Number | Flex          | Length | Wt  | Tip OD | Tip Para. | Butt OD | Torque | Kick pt |
| TOUR AD UB 7 S  | ADUB7-S     | Stiff         | 46"    | 74g | .335"  | 3.0"      | .600"   | 3.0°   | Mid     |
| TOUR AD UB 7 X  | ADUB7-X     | X-Stiff       | 46"    | 75g | .335"  | 3.0"      | .602"   | 3.0°   | Mid     |
| TOUR AD UB 7 TX | ADUB7-TX    | Tour X-Stiff  | 46"    | 76g | .335"  | 3.0"      | .602"   | 3.0°   | Mid     |
| Shaft Type      | Part Number | Flex          | Length | Wt  | Tip OD | Tip Para. | Butt OD | Torque | Kick pt |
| TOUR AD UB 8 S  | ADUB8-S     | Stiff         | 46"    | 82g | .335"  | 3.0"      | .604"   | 2.8°   | Mid     |
| TOUR AD UB 8 X  | ADUB8-X     | X-Stiff       | 46"    | 83g | .335"  | 3.0"      | .606"   | 2.8°   | Mid     |

Tip Trimming for Standard Bore Heads: Driver: 0.0", #3 wood: .5", #5 Wood or greater 1.0", then Butt Cut to desired club length after assembly.



TORAYCA T1100G + TORAYCA M40X

PROSCHOICEGOLFSHAFTS.COM



New for 2021, Graphite Design introduces the latest in the Tour AD premium line of golf shafts, the Graphite Design **Tour AD HD – Hyper Drive**. Designed and manufactured at the Graphite Design Japan factory headquarters, the new **Tour AD HD** wood shafts are white with light blue accents and finished with a matte clear coat.

The **Tour AD HD**, like the other high performance Tour AD wood shafts, utilizes premium, aerospace quality carbon-fiber materials and are available in 40g R2, R1 and S flex, 50g R2, R1, S and X flex, 60g SR, S, X and TX flex, 70g S, X and TX flex and 80g S and X flex.

The Tour AD HD shaft profile is firm in the butt section, firm in the center section and has a firm+ tip to promote a mid-launch angle and low to low/mid ball spin rates. The **Tour AD HD** shafts utilizes the exclusive Graphite Design **FTT - Fast Taper Technology**, as well as the modern **TORAYCA® M40X** carbon-fiber material in the mid to tip section of the shaft and the ultra-high modulus **TORAYCA® T1100G** carbon-fiber material in the tip section of the shaft for unrivaled shaft stability and precise ball control without the loss of the exceptional feel that Graphite Design shafts are so well known for.

Maybe it is time for a change to your golf game and a jump into **Hyper Drive** that the new 2021 Graphite Design **Tour AD HD** shafts with the Torayca T1100G and M40X material technologies has to offer.

MSRP \$500  
 PROSCHOICEGOLFSHAFTS.COM  
 760-476-9598



### SHAFT SPECIFICATIONS

| Shaft Type      | Part Number | Flex          | Length | Wt  | Tip OD | Tip Para. | Butt OD | Torque | Kick pt |
|-----------------|-------------|---------------|--------|-----|--------|-----------|---------|--------|---------|
| TOUR AD HD 4 R2 | ADHD4-R2    | Lite/Senior   | 46"    | 49g | .335"  | 3.0"      | .598"   | 5.8°   | Mid     |
| TOUR AD HD 4 R1 | ADHD4-R1    | Regular       | 46"    | 49g | .335"  | 3.0"      | .598"   | 5.8°   | Mid     |
| TOUR AD HD 4 S  | ADHD4-S     | Stiff         | 46"    | 50g | .335"  | 3.0"      | .598"   | 5.7°   | Mid     |
| Shaft Type      | Part Number | Flex          | Length | Wt  | Tip OD | Tip Para. | Butt OD | Torque | Kick pt |
| TOUR AD HD 5 R2 | ADHD5-R2    | Lite/Senior   | 46"    | 56g | .335"  | 3.0"      | .596"   | 4.5°   | Mid     |
| TOUR AD HD 5 R1 | ADHD5-R1    | Regular       | 46"    | 57g | .335"  | 3.0"      | .598"   | 4.4°   | Mid     |
| TOUR AD HD 5 S  | ADHD5-S     | Stiff         | 46"    | 59g | .335"  | 3.0"      | .600"   | 4.4°   | Mid     |
| TOUR AD HD 5 X  | ADHD5-X     | X-Stiff       | 46"    | 61g | .335"  | 3.0"      | .604"   | 4.4°   | Mid     |
| Shaft Type      | Part Number | Flex          | Length | Wt  | Tip OD | Tip Para. | Butt OD | Torque | Kick pt |
| TOUR AD HD 6 SR | ADHD6-SR    | Stiff Regular | 46"    | 65g | .335"  | 3.0"      | .596"   | 3.1°   | Mid     |
| TOUR AD HD 6 S  | ADHD6-S     | Stiff         | 46"    | 66g | .335"  | 3.0"      | .598"   | 3.1°   | Mid     |
| TOUR AD HD 6 X  | ADHD6-X     | X-Stiff       | 46"    | 68g | .335"  | 3.0"      | .600"   | 3.1°   | Mid     |
| TOUR AD HD 6 TX | ADHD6-TX    | Tour X-Stiff  | 46"    | 69g | .335"  | 3.0"      | .602"   | 3.1°   | Mid     |
| Shaft Type      | Part Number | Flex          | Length | Wt  | Tip OD | Tip Para. | Butt OD | Torque | Kick pt |
| TOUR AD HD 7 S  | ADHD7-S     | Stiff         | 46"    | 74g | .335"  | 3.0"      | .600"   | 2.9°   | Mid     |
| TOUR AD HD 7 X  | ADHD7-X     | X-Stiff       | 46"    | 76g | .335"  | 3.0"      | .602"   | 2.9°   | Mid     |
| TOUR AD HD 7 TX | ADHD7-TX    | Tour X-Stiff  | 46"    | 77g | .335"  | 3.0"      | .604"   | 2.9°   | Mid     |
| Shaft Type      | Part Number | Flex          | Length | Wt  | Tip OD | Tip Para. | Butt OD | Torque | Kick pt |
| TOUR AD HD 8 S  | ADHD8-S     | Stiff         | 46"    | 86g | .335"  | 3.0"      | .600"   | 2.6°   | Mid     |
| TOUR AD HD 8 X  | ADHD8-X     | X-Stiff       | 46"    | 88g | .335"  | 3.0"      | .602"   | 2.6°   | Mid     |

Tip Trimming for Standard Bore Heads: Driver: 0.0", #3 wood: .5", #5 Wood or greater 1.0", then Butt Cut to desired club length after assembly.



TORAYCA T1100G + TORAYCA M40X

PROSCHOICEGOLFSHAFTS.COM



The Graphite Design **Tour AD XC** – designed for “**X**tra **C**arry”, was Designed and is manufactured at the Graphite Design Japan factory headquarters and is black with silver and red accents, a silver fade at the tip and finished with a matte clear coat.

The **Tour AD XC**, like the other high performance Tour AD wood shafts, utilizes premium, aerospace quality carbon-fiber materials and are available in 40g R2, R1 and S flex, 50g R2, R1, S and X flex, 60g SR, S, X and TX flex, 70g S, X and TX flex and 80g S and X flex.

The **Tour AD XC** shaft profile is softer in the butt section, stiff in the center section and has a stiff tip to promote low/mid launch angle and low spin with the ball. The **Tour AD XC** also utilizes the brand new TORAYCA® M40X carbon-fiber pre-preg in the Mid to Tip Section of the shaft as well as the TORAYCA® T1100G carbon-fiber pre-preg with NANOALLOY® technology in the tip section of the shaft for unrivaled shaft stability and precise ball control without the loss of the exceptional feel that Graphite Design shafts are so well known for.

Get fit by your local professional club fitter into the new Graphite Design **Tour AD XC** and get ready to experience the **X**tra **C**arry you are looking for to lower your scores.

MSRP \$500  
 PROSCHOICEGOLFSHAFTS.COM  
 760-476-9598



### SHAFT SPECIFICATIONS

| Shaft Type      | Part Number | Flex          | Length | Wt    | Tip OD | Tip Para. | Butt OD | Torque | Kick pt  |
|-----------------|-------------|---------------|--------|-------|--------|-----------|---------|--------|----------|
| TOUR AD XC4 R2  | ADXC4-R2    | Lite/Senior   | 46"    | 47g   | .335"  | 3.0"      | .593"   | 5.7°   | Mid/High |
| TOUR AD XC 4 R1 | ADXC4-R1    | Regular       | 46"    | 47g   | .335"  | 3.0"      | .593"   | 5.7°   | Mid/High |
| TOUR AD XC 4 S  | ADXC4-S     | Stiff         | 46"    | 48g   | .335"  | 3.0"      | .593"   | 5.7°   | Mid/High |
| Shaft Type      | Part Number | Flex          | Length | Wt    | Tip OD | Tip Para. | Butt OD | Torque | Kick pt  |
| TOUR AD XC 5 R2 | ADXC5-R2    | Lite/Senior   | 46"    | 54g   | .335"  | 3.0"      | .594"   | 4.3°   | Mid/High |
| TOUR AD XC 5 R1 | ADXC5-R1    | Regular       | 46"    | 54g   | .335"  | 3.0"      | .594"   | 4.2°   | Mid/High |
| TOUR AD XC 5 S  | ADXC5-S     | Stiff         | 46"    | 56g   | .335"  | 3.0"      | .594"   | 4.2°   | Mid/High |
| TOUR AD XC 5 X  | ADXC5-X     | X-Stiff       | 46"    | 58g   | .335"  | 3.0"      | .600"   | 4.2°   | Mid/High |
| Shaft Type      | Part Number | Flex          | Length | Wt    | Tip OD | Tip Para. | Butt OD | Torque | Kick pt  |
| TOUR AD XC 6 SR | ADXC6-SR    | Stiff Regular | 46"    | 62g   | .335"  | 3.0"      | .596"   | 3.2°   | Mid/High |
| TOUR AD XC 6 S  | ADXC6-S     | Stiff         | 46"    | 64g   | .335"  | 3.0"      | .598"   | 3.2°   | Mid/High |
| TOUR AD XC 6 X  | ADXC6-X     | X-Stiff       | 46"    | 65g   | .335"  | 3.0"      | .600"   | 3.2°   | Mid/High |
| TOUR AD XC 6 TX | ADXC6-TX    | Tour X-Stiff  | 46"    | 67.5g | .335"  | 3.0"      | .602"   | 3.2°   | Mid/High |
| Shaft Type      | Part Number | Flex          | Length | Wt    | Tip OD | Tip Para. | Butt OD | Torque | Kick pt  |
| TOUR AD XC 7 S  | ADXC7-S     | Stiff         | 46"    | 73g   | .335"  | 3.0"      | .598"   | 3.0°   | Mid/High |
| TOUR AD XC 7 X  | ADXC7-X     | X-Stiff       | 46"    | 75g   | .335"  | 3.0"      | .600"   | 3.0°   | Mid/High |
| TOUR AD XC 7 TX | ADXC7-TX    | Tour X-Stiff  | 46"    | 76.5g | .335"  | 3.0"      | .602"   | 3.0°   | Mid/High |
| Shaft Type      | Part Number | Flex          | Length | Wt    | Tip OD | Tip Para. | Butt OD | Torque | Kick pt  |
| TOUR AD XC 8 S  | ADXC8-S     | Stiff         | 46"    | 83g   | .335"  | 3.0"      | .604"   | 2.8°   | Mid/High |
| TOUR AD XC 8 X  | ADXC8-X     | X-Stiff       | 46"    | 85g   | .335"  | 3.0"      | .606"   | 2.8°   | Mid/High |

Tip Trimming for Standard Bore Heads: Driver: 0.0", #3 wood: .5", #5 Wood or greater 1.0", then Butt Cut to desired club length after assembly.



PROSCHOICEGOLFSHAFTS.COM



The **Graphite Design Tour AD VR** – designed to “Vanquish all Rivals” was designed and is manufactured at the Graphite Design Japan factory headquarters. The **Tour AD VR** wood shafts are dark blue with white and silver accents and are finished with a matte clear coat and are available in 40g R2, R1 and S flex, 50g R2, R1, S and X flex, 60g SR, S and X flex, 70g S and X flex and 80g S and X flex.

The **Tour AD VR**, like the other premium Tour AD wood shafts, utilizes premium, aerospace quality 50t carbon-fiber materials and it has a slightly higher balance point than the other current Tour AD wood shaft profiles. The Tour AD VR shaft also utilizes **FTT -Fast Taper Technology**, which incorporates a faster taper rate from the grip to the lower mid-section of the shaft, providing the overall feeling of greater club head control at impact and an increase in club head speed.

The **Tour AD VR** shaft profile is firm to stiff starting at the handle, medium/firm in the center section and has a firm tip to promote a mid/high launch angle and low ball spin rates. The **Tour AD VR** also utilizes TORAYCA® T1100G carbon-fiber pre-preg with NANOALLOY® technology in the tip section of the shaft for additional shaft stability, exceptional feel and precise ball control.

See a Graphite Design authorized Golf Club Fitting professional and come to the tee box ready with your new **Tour AD VR** wood shaft and “Vanquish all Rivals” from tee to green.


MSRP \$500  
 PROSCHOICEGOLFSHAFTS.COM  
 760-476-9598



### SHAFT SPECIFICATIONS

| Shaft Type      | Part Number | Flex          | Length | Wt | Tip OD | Tip Para. | Butt OD | Torque | Kick pt |
|-----------------|-------------|---------------|--------|----|--------|-----------|---------|--------|---------|
| TOUR AD VR 4 R2 | ADVR4-R2    | Lite/Senior   | 46"    | 46 | .335"  | 3.0"      | .596"   | 5.7°   | Mid     |
| TOUR AD VR 4 R1 | ADVR4-R1    | Regular       | 46"    | 47 | .335"  | 3.0"      | .596"   | 5.6°   | Mid     |
| TOUR AD VR 4 S  | ADVR4-S     | Stiff         | 46"    | 47 | .335"  | 3.0"      | .596"   | 5.6°   | Mid     |
| Shaft Type      | Part Number | Flex          | Length | Wt | Tip OD | Tip Para. | Butt OD | Torque | Kick pt |
| TOUR AD VR 5 R2 | ADVR5-R2    | Lite/Senior   | 46"    | 54 | .335"  | 3.0"      | .598"   | 4.5°   | Mid     |
| TOUR AD VR 5 R1 | ADVR5-R1    | Regular       | 46"    | 56 | .335"  | 3.0"      | .600"   | 4.5°   | Mid     |
| TOUR AD VR 5 S  | ADVR5-S     | Stiff         | 46"    | 57 | .335"  | 3.0"      | .602"   | 4.5°   | Mid     |
| TOUR AD VR 5 X  | ADVR5-X     | X-Stiff       | 46"    | 60 | .335"  | 3.0"      | .606"   | 4.5°   | Mid     |
| Shaft Type      | Part Number | Flex          | Length | Wt | Tip OD | Tip Para. | Butt OD | Torque | Kick pt |
| TOUR AD VR 6 SR | ADVR6-SR    | Stiff Regular | 46"    | 63 | .335"  | 3.0"      | .598"   | 3.2°   | Mid     |
| TOUR AD VR 6 S  | ADVR6-S     | Stiff         | 46"    | 65 | .335"  | 3.0"      | .600"   | 3.2°   | Mid     |
| TOUR AD VR 6 X  | ADVR6-X     | X-Stiff       | 46"    | 66 | .335"  | 3.0"      | .602"   | 3.2°   | Mid     |
| Shaft Type      | Part Number | Flex          | Length | Wt | Tip OD | Tip Para. | Butt OD | Torque | Kick pt |
| TOUR AD VR 7 S  | ADVR7-S     | Stiff         | 46"    | 73 | .335"  | 3.0"      | .604"   | 3.0°   | Mid     |
| TOUR AD VR 7 X  | ADVR7-X     | X-Stiff       | 46"    | 75 | .335"  | 3.0"      | .606"   | 3.0°   | Mid     |
| Shaft Type      | Part Number | Flex          | Length | Wt | Tip OD | Tip Para. | Butt OD | Torque | Kick pt |
| TOUR AD VR 8 S  | ADVR8-S     | Stiff         | 46"    | 85 | .335"  | 3.0"      | .604"   | 2.6°   | Mid     |
| TOUR AD VR 8 X  | ADVR8-X     | X-Stiff       | 46"    | 86 | .335"  | 3.0"      | .606"   | 2.6°   | Mid     |

Tip Trimming for Standard Bore Heads: Driver: 0.0", #3 wood: .5", #5 Wood or greater 1.0", then Butt Cut to desired club length after assembly.



with TORAYCA T1100G

PROSCHOICEGOLFSHAFTS.COM



The **Graphite Design Tour AD IZ** - "Into the Zone" premium line of golf shafts are designed and manufactured at the Graphite Design Japan factory headquarters. The **Tour AD IZ** wood shaft has a very stealthy look to it in black with white/orange accents and a sleek new matte finish. The **Tour AD IZ** shafts are available in 40g R2, R1 and S flex, 50g R2, R, S and X flex, 60g SR, S, X and TX flex, 70g S, X and TX flex and 80g S and X flex.

The **Tour AD IZ**, like all of the premium Tour AD wood shafts, utilizes premium, aerospace quality 50t carbon-fiber materials in order to deliver the best feeling and performing shaft available to golfers.

The new **Tour AD IZ** shaft has a firm stiffness starting at the handle, and medium center section and a firm+ tip profile to promote a high launch angle and low ball spin rates. The new **Tour AD IZ** also utilizes TORAYCA® T1100G carbon-fiber pre-preg with NANOALLOY® technology in the tip section of the shaft for additional shaft stability, exceptional feel and precise ball control.

Reach out to your local Golf Club Fitting professional and ask about how to get your Driver or Fairway metal wood "Into the Zone" using the new **Tour AD IZ** model of premium Graphite Design graphite golf shafts.

MSRP \$500  
 PROSCHOICEGOLFSHAFTS.COM  
 760-476-9598



## SHAFT SPECIFICATIONS

| Shaft Type      | Part Number | Flex          | Length | Wt | Tip OD | Tip Para. | Butt OD | Torque | Kick pt |
|-----------------|-------------|---------------|--------|----|--------|-----------|---------|--------|---------|
| TOUR AD IZ 4 R2 | ADIZ4-R2    | Lite/Senior   | 46"    | 46 | .335"  | 3.0"      | .590"   | 5.6    | MID     |
| TOUR AD IZ 4 R1 | ADIZ4-R1    | Regular       | 46"    | 47 | .335"  | 3.0"      | .590"   | 5.6    | MID     |
| TOUR AD IZ 4 S  | ADIZ4-S     | Stiff         | 46"    | 47 | .335"  | 3.0"      | .592"   | 5.6    | MID     |
| Shaft Type      | Part Number | Flex          | Length | Wt | Tip OD | Tip Para. | Butt OD | Torque | Kick pt |
| TOUR AD IZ 5 R2 | ADIZ5-R2    | Lite/Senior   | 46"    | 52 | .335"  | 3.0"      | .594"   | 4.5    | MID     |
| TOUR AD IZ 5 R1 | ADIZ5-R1    | Regular       | 46"    | 54 | .335"  | 3.0"      | .596"   | 4.5    | MID     |
| TOUR AD IZ 5 S  | ADIZ5-S     | Stiff         | 46"    | 56 | .335"  | 3.0"      | .598"   | 4.4    | MID     |
| TOUR AD IZ 5 X  | ADIZ5-X     | X-Stiff       | 46"    | 58 | .335"  | 3.0"      | .600"   | 4.4    | MID     |
| Shaft Type      | Part Number | Flex          | Length | Wt | Tip OD | Tip Para. | Butt OD | Torque | Kick pt |
| TOUR AD IZ 6 SR | ADIZ6-SR    | Stiff Regular | 46"    | 62 | .335"  | 3.0"      | .596"   | 3.2    | MID     |
| TOUR AD IZ 6 S  | ADIZ6-S     | Stiff         | 46"    | 63 | .335"  | 3.0"      | .598"   | 3.2    | MID     |
| TOUR AD IZ 6 X  | ADIZ6-X     | X-Stiff       | 46"    | 65 | .335"  | 3.0"      | .600"   | 3.2    | MID     |
| TOUR AD IZ 6 TX | ADIZ6-TX    | Tour X-Stiff  | 46"    | 66 | .335"  | 3.0"      | .602"   | 3.2    | MID     |
| Shaft Type      | Part Number | Flex          | Length | Wt | Tip OD | Tip Para. | Butt OD | Torque | Kick pt |
| TOUR AD IZ 7 S  | ADIZ7-S     | Stiff         | 46"    | 72 | .335"  | 3.0"      | .598"   | 3.1    | MID     |
| TOUR AD IZ 7 X  | ADIZ7-X     | X-Stiff       | 46"    | 74 | .335"  | 3.0"      | .600"   | 3.1    | MID     |
| TOUR AD IZ 7 TX | ADIZ7-TX    | Tour X-Stiff  | 46"    | 76 | .335"  | 3.0"      | .602"   | 3.0    | MID     |
| Shaft Type      | Part Number | Flex          | Length | Wt | Tip OD | Tip Para. | Butt OD | Torque | Kick pt |
| TOUR AD IZ 8 S  | ADIZ8-S     | Stiff         | 46"    | 82 | .335"  | 3.0"      | .604"   | 2.9    | MID     |
| TOUR AD IZ 8 X  | ADIZ8-X     | X-Stiff       | 46"    | 83 | .335"  | 3.0"      | .606"   | 2.9    | MID     |

Tip Trimming for Standard Bore Heads: Driver: 0.0", #3 wood: .5", #5 Wood or greater 1.0", then Butt Cut to desired club length after assembly.



PROSCHOICEGOLFSHAFTS.COM



## TOUR AD™ DI

The **Tour AD DI "DEEP IMPACT"** is designed to provide golfers with more power and stability in a golf shaft. Designed and manufactured exclusively at the Graphite Design factory headquarters in Japan, the **Tour AD DI** shafts are available in 50g R2(Lite), R1(Regular) S and X flex, 60g SR (Stiff Regular), S, X and TX (Tour X-Stiff) flex, 70g S, X and TX (Tour X-Stiff) flex and 80g S, X and TX (Tour X-Stiff) flex.

The **Tour AD DI** 5-R2, R1 and S flex, 6-SR, S and X flex, 7-S and X flex and 8-S and X are available in two color schemes of orange with white bands and green rings and a 2nd color option of black with white bands and silver rings. The **Tour AD DI** 5-X, 6-TX, 7-TX, 8-TX and 9-X flex shafts are available only in the orange color scheme.

The **Tour AD DI** is our first shaft design that was integrated with Toray Company's original NANOALLOY material technology in the tip section of the shaft. This material technology has now come to be known as "**DI Technology**". This unique material technology promotes additionally shaft stability without the loss of feel and allows the player to create greater club head speed and thus greater ball speed while still providing exceptional feel and control.

The **Tour AD DI** also utilizes premium, aerospace quality 50t carbon-fiber materials to provide the best performing shaft available. The softer mid-section bend profile of the **Tour AD DI** allows the player to load the shaft properly, yet it maintains a firm enough tip section through impact promoting a high launch and low spin ball flight condition. The result, the **Tour AD DI** delivers players to the next level in shaft performance and will create a "**DEEP IMPACT**" on your game!

MSRP \$500  
 PROSCHOICEGOLFSHAFTS.COM  
 760-476-9598



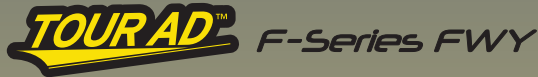
### SHAFT SPECIFICATIONS

| Shaft Type      | Part Number                | Color Option    | Flex          | Length | Wt    | Tip OD | Tip Para. | Butt OD | Torque | Kick pt |
|-----------------|----------------------------|-----------------|---------------|--------|-------|--------|-----------|---------|--------|---------|
| TOUR AD DI 5 R2 | ADDI5NC-R2 or ADDI5NCBK-R2 | Orange or Black | Lite/Senior   | 46"    | 53.5  | .335"  | 3.0"      | .595"   | 4.7    | MID     |
| TOUR AD DI 5 R1 | ADDI5NC-R1 or ADDI5NCBK-R1 | Orange or Black | Regular       | 46"    | 55.0  | .335"  | 3.0"      | .596"   | 4.7    | MID     |
| TOUR AD DI 5 S  | ADDI5NC-S or ADDI5NCBK-S   | Orange or Black | Stiff         | 46"    | 56.5  | .335"  | 3.0"      | .598"   | 4.6    | MID     |
| TOUR AD DI 5 X  | ADDI5NC-X                  | Orange only     | X-Stiff       | 46"    | 60.5g | .335"  | 3.0"      | .602"   | 4.6    | MID     |
| TOUR AD DI 6 SR | ADDI6NC-SR or ADDI6NCBK-SR | Orange or Black | Stiff Regular | 46"    | 63.5  | .335"  | 3.0"      | .598"   | 3.4    | MID     |
| TOUR AD DI 6 S  | ADDI6NC-S or ADDI6NCBK-S   | Orange or Black | Stiff         | 46"    | 65.0  | .335"  | 3.0"      | .600"   | 3.3    | MID     |
| TOUR AD DI 6 X  | ADDI6NC-X or ADDI6NCBK-X   | Orange or Black | X-Stiff       | 46"    | 66.5  | .335"  | 3.0"      | .602"   | 3.3    | MID     |
| TOUR AD DI 6 TX | ADDI6NC-TX                 | Orange only     | Tour X-Stiff  | 46"    | 68.5  | .335"  | 3.0"      | .604"   | 3.3    | MID     |
| TOUR AD DI 7 S  | ADDI7NC-S or ADDI7NCBK-S   | Orange or Black | Stiff         | 46"    | 73.5  | .335"  | 3.0"      | .600"   | 3.2    | MID     |
| TOUR AD DI 7 X  | ADDI7NC-X or ADDI7NCBK-X   | Orange or Black | X-Stiff       | 46"    | 75.0  | .335"  | 3.0"      | .602"   | 3.1    | MID     |
| TOUR AD DI 7 TX | ADDI7NC-TX                 | Orange only     | Tour X-Stiff  | 46"    | 76.5g | .335"  | 3.0"      | .604"   | 3.1    | MID     |
| TOUR AD DI 8 S  | ADDI8NC-S or ADDI8NCBK-S   | Orange or Black | Stiff         | 46"    | 83.5  | .335"  | 3.0"      | .604"   | 3.0    | MID     |
| TOUR AD DI 8 X  | ADDI8NC-X or ADDI8NCBK-X   | Orange or Black | X-Stiff       | 46"    | 84.5  | .335"  | 3.0"      | .606"   | 2.9    | MID     |
| TOUR AD DI 8 TX | ADDI8NC-TX                 | Orange only     | Tour X-Stiff  | 46"    | 86g   | .335"  | 3.0"      | .608"   | 2.9    | MID     |
| TOUR AD DI 9 X  | ADDI9NC-X                  | Orange only     | X-Stiff       | 46"    | 97g   | .335"  | 3.0"      | .610"   | 2.6    | MID     |

Tip Trimming for Standard Bore Heads: Driver: 0.0", #3 wood: .5", #5 Wood or greater 1.0", then Butt Cut to desired club length after assembly.



PROSCHOICEGOLFSHAFTS.COM



Designed specifically for Fairway metal woods and manufactured at the Graphite Design Japan factory headquarters, the **Tour AD F-Series** Fairway shafts are available in 55g R2, R1 and S Flex, 65g SR (Stiff Regular) S and X flex, 75g S and X flex and 85g S and X flex.

The **Tour AD F-Series** Fairway shafts are designed with a softer tip and stiffer butt profile and feature a Low Kick Point for higher launch conditions into the air and mid-ball spin. Manufactured under the same tight tolerances and with premium, aerospace quality 40t carbon-fiber materials, the **Tour AD F-Series** of shafts fall directly in line with all of the other high quality Graphite Design shafts as a complementing Fairway wood shaft.

Should you be searching for a new Fairway shaft that is designed to provide maximum distance and extra forgiveness off the fairways, then a new **Tour AD F-Series** Fairway graphite shaft may be the answer to what you are looking for in a high performance golf shaft for your Fairway metal-woods.

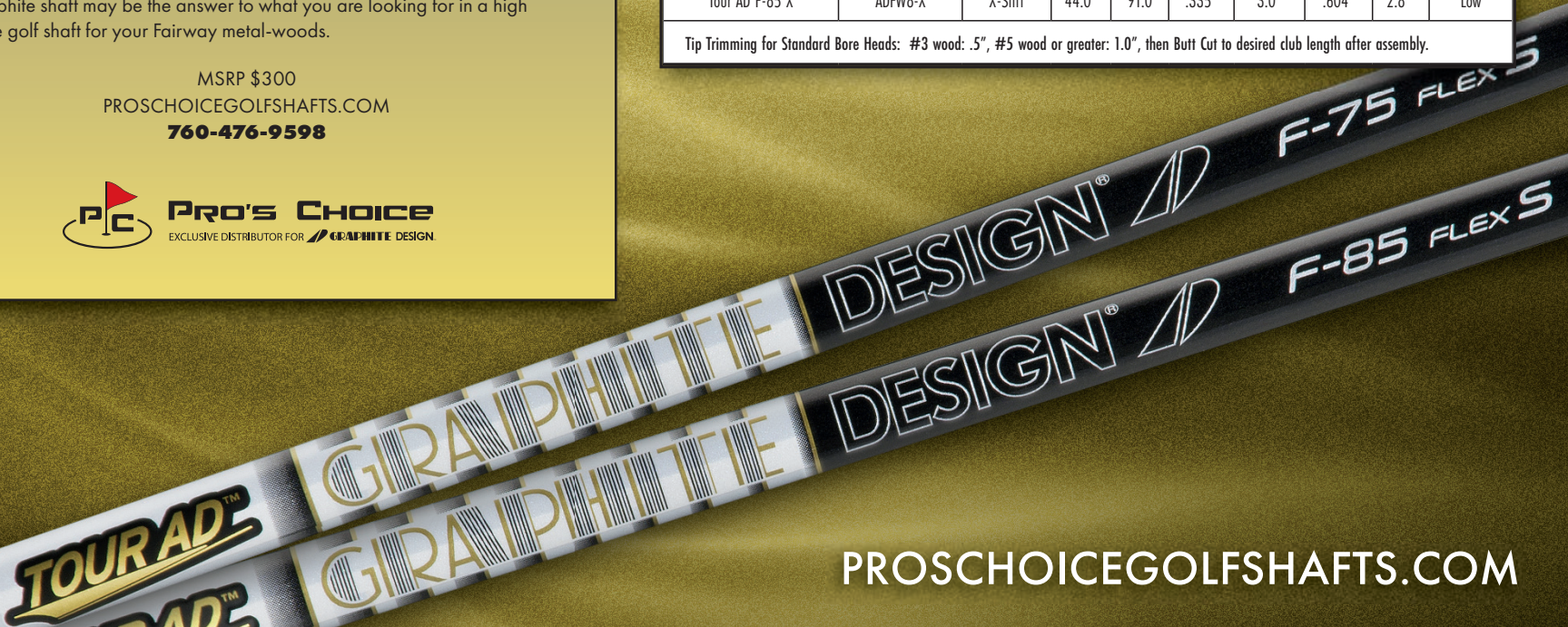
MSRP \$300  
 PROSCHOICEGOLFSHAFTS.COM  
 760-476-9598



### SHAFT SPECIFICATIONS

| Shaft Type      | Part Number | Flex          | Length | Wt   | Tip OD | Tip Para. | Butt OD | Torque | Kick pt |
|-----------------|-------------|---------------|--------|------|--------|-----------|---------|--------|---------|
| Tour AD F-55 R2 | ADFW5-R2    | Lite/Senior   | 44.0"  | 59.0 | .335"  | 3.0"      | .598"   | 5.0°   | Low     |
| Tour AD F-55 R1 | ADFW5-R1    | Regular       | 44.0"  | 60.0 | .335"  | 3.0"      | .598"   | 5.0°   | Low     |
| Tour AD F-55 S  | ADFW5-S     | Stiff         | 44.0"  | 60.0 | .335"  | 3.0"      | .602"   | 5.0°   | Low     |
| Shaft Type      | Part Number | Flex          | Length | Wt   | Tip OD | Tip Para. | Butt OD | Torque | Kick pt |
| Tour AD F-65 SR | ADFW6-SR    | Stiff Regular | 44.0"  | 68.0 | .335"  | 3.0"      | .604"   | 3.3°   | Low     |
| Tour AD F-65 S  | ADFW6-S     | Stiff         | 44.0"  | 68.0 | .335"  | 3.0"      | .604"   | 3.3°   | Low     |
| Tour AD F-65 X  | ADFW6-X     | X-Stiff       | 44.0"  | 70.0 | .335"  | 3.0"      | .606"   | 3.3°   | Low     |
| Shaft Type      | Part Number | Flex          | Length | Wt   | Tip OD | Tip Para. | Butt OD | Torque | Kick pt |
| Tour AD F-75 S  | ADFW7-S     | Stiff         | 44.0"  | 77.0 | .335"  | 3.0"      | .598"   | 3.2°   | Low     |
| Tour AD F-75 X  | ADFW7-X     | X-Stiff       | 44.0"  | 79.0 | .335"  | 3.0"      | .602"   | 3.2°   | Low     |
| Shaft Type      | Part Number | Flex          | Length | Wt   | Tip OD | Tip Para. | Butt OD | Torque | Kick pt |
| Tour AD F-85 S  | ADFW8-S     | Stiff         | 44.0"  | 89.0 | .335"  | 3.0"      | .602"   | 2.8°   | Low     |
| Tour AD F-85 X  | ADFW8-X     | X-Stiff       | 44.0"  | 91.0 | .335"  | 3.0"      | .604"   | 2.8°   | Low     |

Tip Trimming for Standard Bore Heads: #3 wood: .5", #5 wood or greater: 1.0", then Butt Cut to desired club length after assembly.



PROSCHOICEGOLFSHAFTS.COM



The **Tour AD M9003** was designed and is manufactured at the Graphite Design Japan factory headquarters and is offered in 68g S and X flex and 78g S and X flex. The **Tour AD M9003** series exemplifies the ultimate in shaft quality. Manufactured with ultra-high modulus, 55t carbon-fiber and the latest in graphite material from Toray Industries, Inc., TORAYCA® T1100G carbon-fiber pre-preg with NANOALLOY® technology, the **Tour AD M9003** series delivers the superior feel expected of a high performance graphite golf shaft.

Designed with a very stiff tip to mid-section, the **Tour AD M9003** model is designed for the lower handicap and tour level players with higher swing speeds of 105+ mph to promote a low/mid launch condition and extremely low spin.

MSRP \$550  
 PROSCHOICEGOLFSHAFTS.COM  
 760-476-9598



### SHAFT SPECIFICATIONS

| Shaft Type        | Part Number | Flex    | Length | Wt  | Tip OD | Tip Para. | Butt OD | Torque | Kick pt |
|-------------------|-------------|---------|--------|-----|--------|-----------|---------|--------|---------|
| TOUR AD M9003 6 S | ADM9003-6S  | Stiff   | 46"    | 68g | .335"  | 3.0"      | .602"   | 3.1    | HIGH    |
| TOUR AD M9003 6 X | ADM9003-6X  | X-Stiff | 46"    | 69g | .335"  | 3.0"      | .604"   | 3.1    | HIGH    |
| TOUR AD M9003 7 S | ADM9003-7S  | Stiff   | 46"    | 76g | .335"  | 3.0"      | .600"   | 2.4    | HIGH    |
| TOUR AD M9003 7 X | ADM9003-7X  | X-Stiff | 46"    | 78g | .335"  | 3.0"      | .604"   | 2.4    | HIGH    |

Tip Trimming for Standard Bore Heads: Driver: 0.0", #3 wood: .5", #5 Wood or greater 1.0", then Butt Cut to desired club length after assembly.



with **TORAYCA T1100G**

[PROSCHOICEGOLFSHAFTS.COM](http://PROSCHOICEGOLFSHAFTS.COM)



The team in the R&D lab at Graphite Design Japan went all out when designing the **Graphite Design MAD** wood shafts. A challenge was issued to them to design a shaft that would alleviate the ill-fated golf ball flight issues that results in a lack of **Maximum Accuracy and Distance**. Accepting the challenge, they went to work in an effort to develop a cure.

The **Graphite Design MAD** shaft is their response. Available in two strengths, the **Graphite Design MAD Standard** strength wood shafts are available in a 55g R and S Flex, 65g R and S Flex and a 70g S Flex and is designed for the intermediate to advanced players.

The **Graphite Design MAD PRO** strength wood shafts are available in 65g S, X and TX Flex and 75g X and TX Flex and are designed for the advanced to professional players with higher swing speeds.

Make an appointment with your local professional golf club fitter and request that he write you a prescription for a new **Graphite Design MAD** shaft to cure your ball flight issues that may be holding you back from achieving **Maximum Accuracy and Distance**.

MAD STD Shaft MSRP \$175  
 MAD PRO Shaft MSRP \$275  
 PROSCHOICEGOLFSHAFTS.COM  
 760-476-9598



### SHAFT SPECIFICATIONS

| Shaft Type                   | Part Number | Flex         | Length | Wt | Tip OD | Tip Para. | Butt OD | Torque | Kick pt |
|------------------------------|-------------|--------------|--------|----|--------|-----------|---------|--------|---------|
| MAD 65 PRO Stiff Flex        | MAD6T-S     | Stiff        | 46"    | 67 | .335"  | 3.0"      | .615"   | 3.8    | MID     |
| MAD 65 PRO X-Stiff Flex      | MAD6T-X     | X-Stiff      | 46"    | 68 | .335"  | 3.0"      | .616"   | 3.8    | MID     |
| MAD 65 PRO Tour X-Stiff Flex | MAD6T-TX    | Tour X-Stiff | 46"    | 69 | .335"  | 3.0"      | .618"   | 3.8    | MID     |
| MAD 75 PRO X-Stiff Flex      | MAD7T-X     | X-Stiff      | 46"    | 77 | .335"  | 3.0"      | .620"   | 3.2    | MID     |
| MAD 75 PRO Tour X-Stiff Flex | MAD7T-TX    | Tour X-Stiff | 46"    | 77 | .335"  | 3.0"      | .620"   | 3.2    | MID     |
| Shaft Type                   | Part Number | Flex         | Length | Wt | Tip OD | Tip Para. | Butt OD | Torque | Kick pt |
| MAD 55 Regular Flex          | MAD5C-R     | Regular      | 46"    | 60 | .335"  | 3.0"      | .612"   | 4.7    | LOW/MID |
| MAD 55 Stiff Flex            | MAD5C-S     | Stiff        | 46"    | 61 | .335"  | 3.0"      | .613"   | 4.6    | LOW/MID |
| Shaft Type                   | Part Number | Flex         | Length | Wt | Tip OD | Tip Para. | Butt OD | Torque | Kick pt |
| MAD 65 Regular Flex          | MAD6C-R     | Regular      | 46"    | 66 | .335"  | 3.0"      | .612"   | 4.4    | LOW/MID |
| MAD 65 Stiff Flex            | MAD6C-S     | Stiff        | 46"    | 68 | .335"  | 3.0"      | .614"   | 4.4    | MID     |
| Shaft Type                   | Part Number | Flex         | Length | Wt | Tip OD | Tip Para. | Butt OD | Torque | Kick pt |
| MAD 75 Stiff Flex            | MAD7C-S     | Stiff        | 46"    | 75 | .335"  | 3.0"      | .616"   | 3.8    | MID     |

Tip Trimming for Standard Bore Heads: Driver: 0.0", #3 wood: .5", #5 Wood or greater 1.0", then Butt Cut to desired club length after assembly.



PROSCHOICEGOLFSHAFTS.COM



# TOUR AD™ VF HYBRID

The new **Tour AD VF - VICTORY FORCE Hybrid** shafts are designed to provide golfers with more power and stability in a hybrid golf shaft. Designed and manufactured exclusively at the Graphite Design factory headquarters in Japan, the **Tour AD VF Hybrid** shafts are available in four weight categories of 75g, 85g, 95g and 105g. The 75g and 85g shafts are available in R, S and X Flex and the 95g and 105g shafts are available in S and X Flex.

The **Tour AD VF Hybrid** is designed with the same performance characteristics as the Tour AD VF Wood shafts and promote a low/mid trajectory with lower ball spin rates. The bend profile of the Tour AD VF Hybrid is Firm in the butt section, Stiff in the center section and has a Very Stiff tip. The **Tour AD VF Hybrid** shafts also utilizes the **TORAYCA® T1100G** carbon-fiber material technology in the tip section of the shaft for unrivaled shaft stability and precise ball control without the loss of the exceptional feel that Graphite Design shafts are so well known for.

**Victories require Force.** Visit your local Graphite Design dealer for a fitting and experience the new **Tour AD VF Hybrid**. You will discover the Force necessary to achieve Victory.

MSRP \$290  
 PROSCHOICEGOLFSHAFTS.COM  
 760-476-9598



## SHAFT SPECIFICATIONS

| Shaft Type              | Part Number | Flex    | Length | Wt     | Tip OD | Tip Para. | Butt OD | Torque | Kick pt  |
|-------------------------|-------------|---------|--------|--------|--------|-----------|---------|--------|----------|
| Tour AD VF Hybrid 75 R  | WVFHB75-R   | Regular | 42"    | 76g    | .370"  | 3.0"      | .600"   | 3.0°   | MID/HIGH |
| Tour AD VF Hybrid 75 S  | WVFHB75-S   | Stiff   | 42"    | 76.5g  | .370"  | 3.0"      | .600"   | 3.0°   | MID/HIGH |
| Tour AD VF Hybrid 75 X  | WVFHB75-X   | X-Stiff | 42"    | 78g    | .370"  | 3.0"      | .600"   | 3.0°   | MID/HIGH |
| Shaft Type              | Part Number | Flex    | Length | Wt     | Tip OD | Tip Para. | Butt OD | Torque | Kick pt  |
| Tour AD VF Hybrid 85 R  | WVFHB85-R   | Regular | 42"    | 86g    | .370"  | 3.0"      | .600"   | 2.5°   | MID/HIGH |
| Tour AD VF Hybrid 85 S  | WVFHB85-S   | Stiff   | 42"    | 86.5g  | .370"  | 3.0"      | .600"   | 2.5°   | MID/HIGH |
| Tour AD VF Hybrid 85 X  | WVFHB85-X   | X-Stiff | 42"    | 87.5g  | .370"  | 3.0"      | .602"   | 2.5°   | MID/HIGH |
| Shaft Type              | Part Number | Flex    | Length | Wt     | Tip OD | Tip Para. | Butt OD | Torque | Kick pt  |
| Tour AD VF Hybrid 95 S  | WVFHB95-S   | Stiff   | 42"    | 95g    | .370"  | 3.0"      | .596"   | 2.5°   | MID/HIGH |
| Tour AD VF Hybrid 95 X  | WVFHB95-X   | X-Stiff | 42"    | 97g    | .370"  | 3.0"      | .598"   | 2.5°   | MID/HIGH |
| Shaft Type              | Part Number | Flex    | Length | Wt     | Tip OD | Tip Para. | Butt OD | Torque | Kick pt  |
| Tour AD VF Hybrid 105 S | WVFHB105-S  | Stiff   | 42"    | 104.5g | .370"  | 3.0"      | .602"   | 2.3°   | MID/HIGH |
| Tour AD VF Hybrid 105 X | WVFHB105-X  | X-Stiff | 42"    | 106g   | .370"  | 3.0"      | .604"   | 2.3°   | MID/HIGH |

Tip Trimming for all lofts of Standard Bore Hybrid and Driving Iron Heads: No Tipping - install straight in.



PROSCHOICEGOLFSHAFTS.COM



## TOUR AD™ IZ HYBRID

Brand new for the 2019 season, Graphite Design introduces the latest in the Tour AD premium line of hybrid golf shafts, the **Graphite Design Tour AD IZ - "Into the Zone" Hybrid**. Designed and manufactured at the Graphite Design Japan factory headquarters, the new **Tour AD IZ** hybrid shaft are available in 65g R2 (Lite) and R1 (Regular) flex, 75g R and S flex, 85g R, S and X flex and 95g S and X.

The **Tour AD IZ Hybrid**, like all of the premium Tour AD shafts, utilizes premium, aerospace quality carbon-fiber materials in order to deliver the best feeling and performing shaft available to golfers.

The **Tour AD IZ 65g and 75g** hybrid shaft has a medium stiffness starting at the handle, and firm center section and a firm tip profile to promote a mid/high launch angle and mid ball spin rates.

The **Tour AD IZ 85g and 95g** hybrid shaft has a firm stiffness starting at the handle, and firm center section and a stiff tip profile to promote a mid-launch angle and lower ball spin rates.

Reach out to your local Golf Club Fitting professional and ask about how to get your hybrid or Driving Iron club **"Into the Zone"** using the new **Tour AD IZ Hybrid** model of premium Graphite Design graphite golf shafts.

MSRP \$290  
PROSCHOICEGOLFSHAFTS.COM  
**760-476-9598**



### SHAFT SPECIFICATIONS

| Shaft Type                   | Part Number | Flex       | Length | Wt  | Tip OD | Tip Para. | Butt OD | Torque | Kick pt  |
|------------------------------|-------------|------------|--------|-----|--------|-----------|---------|--------|----------|
| Tour AD IZ Hybrid 65 R2      | ADIZHB65-R2 | R2/Lite    | 42.0"  | 65g | .370"  | 3.0"      | .600"   | 3.5    | LOW/MID  |
| Tour AD IZ Hybrid 65 R1      | ADIZHB65-R1 | R1/Regular | 42.0"  | 65g | .370"  | 3.0"      | .600"   | 3.5    | LOW/MID  |
| Shaft Type                   | Part Number | Flex       | Length | Wt  | Tip OD | Tip Para. | Butt OD | Torque | Kick pt  |
| Tour AD IZ Hybrid 75 Regular | ADIZHB75-R  | Regular    | 42.0"  | 76g | .370"  | 3.0"      | .598"   | 3.1    | LOW/MID  |
| Tour AD IZ Hybrid 75 Stiff   | ADIZHB75-S  | Stiff      | 42.0"  | 78g | .370"  | 3.0"      | .598"   | 3.1    | MID      |
| Shaft Type                   | Part Number | Flex       | Length | Wt  | Tip OD | Tip Para. | Butt OD | Torque | Kick pt  |
| Tour AD IZ Hybrid 85 Regular | ADIZHB85-R  | Regular    | 42.0"  | 84g | .370"  | 3.0"      | .602"   | 2.4    | MID      |
| Tour AD IZ Hybrid 85 Stiff   | ADIZHB85-S  | Stiff      | 42.0"  | 86g | .370"  | 3.0"      | .602"   | 2.4    | MID/HIGH |
| Tour AD IZ Hybrid 85 X-Stiff | ADIZHB85-X  | X-Stiff    | 42.0"  | 88g | .370"  | 3.0"      | .602"   | 2.4    | MID/HIGH |
| Shaft Type                   | Part Number | Flex       | Length | Wt  | Tip OD | Tip Para. | Butt OD | Torque | Kick pt  |
| Tour AD IZ Hybrid 95 Stiff   | ADIZHB95-S  | Stiff      | 42.0"  | 96g | .370"  | 3.0"      | .598"   | 2.1    | MID/HIGH |
| Tour AD IZ Hybrid 95 X-Stiff | ADIZHB95-X  | X-Stiff    | 42.0"  | 97g | .370"  | 3.0"      | .598"   | 2.1    | MID/HIGH |

Tip Trimming for Standard Bore Heads: 15-18° loft: 0.0", 19-22° loft: 0.5", 23° of greater loft: 1.0", then butt cut to desired club length after assembly.



PROSCHOICEGOLFSHAFTS.COM



The **Tour AD DI "DEEP IMPACT"** Hybrid shafts are designed to provide golfers with more power and stability in a hybrid golf shaft. Designed and manufactured exclusively at the Graphite Design factory headquarters in Japan, the **Tour AD DI** Hybrid shafts are available in four weight categories of 75g, 85g, 95g and 105g. The 75g and 85g shafts are available in R, S and X Flex and the 95g and 105g shafts are available in S and X Flex.

The **Tour AD DI** Hybrid is designed with the same performance characteristics as the Tour AD DI Wood shafts for a mid/high trajectory with mid spin and pin point accuracy. Players of all skill levels will benefit from the exceptional control, workability and superior performance of the Tour AD DI Hybrid shafts. The result, the **Tour AD DI** Hybrid shaft delivers players to the next level in shaft performance and will create a "**DEEP IMPACT**" on your game!

Revolutionary technology, design and the most advanced materials are trademarks in all Graphite Design shafts, making them the highest quality premium golf shafts on the market today. Validating the company's "**Tour AD**" logo, all of Graphite Design's PGA Tour-proven shafts are specifically designed to promote a gain in **A**ccuracy and **D**istance.

MSRP \$290  
 PROSCHOICEGOLFSHAFTS.COM  
 760-476-9598



### SHAFT SPECIFICATIONS

| Shaft Type              | Part Number   | Flex    | Length | Wt   | Tip OD | Tip Para. | Butt OD | Torque | Kick pt |
|-------------------------|---------------|---------|--------|------|--------|-----------|---------|--------|---------|
| TOUR AD DI HYBRID 75 R  | ADDIHB75NC-R  | Regular | 42"    | 78g  | .370"  | 3.0"      | .602"   | 3.1    | MID     |
| TOUR AD DI HYBRID 75 S  | ADDIHB75NC-S  | Stiff   | 42"    | 78g  | .370"  | 3.0"      | .604"   | 3.1    | MID     |
| TOUR AD DI HYBRID 75 X  | ADDIHB75NC-X  | X-Stiff | 42"    | 78g  | .370"  | 3.0"      | .604"   | 3.1    | MID     |
| Shaft Type              |               | Flex    | Length | Wt   | Tip OD | Tip Para. | Butt OD | Torque | Kick pt |
| TOUR AD DI HYBRID 85 R  | ADDIHB85NC-R  | Regular | 42"    | 87g  | .370"  | 3.0"      | .604"   | 2.4    | MID     |
| TOUR AD DI HYBRID 85 S  | ADDIHB85NC-S  | Stiff   | 42"    | 88g  | .370"  | 3.0"      | .604"   | 2.4    | MID     |
| TOUR AD DI HYBRID 85 X  | ADDIHB85NC-X  | X-Stiff | 42"    | 88g  | .370"  | 3.0"      | .604"   | 2.4    | MID     |
| Shaft Type              |               | Flex    | Length | Wt   | Tip OD | Tip Para. | Butt OD | Torque | Kick pt |
| TOUR AD DI HYBRID 95 S  | ADDIHB95NC-S  | Stiff   | 42"    | 98g  | .370"  | 3.0"      | .602"   | 2.4    | MID     |
| TOUR AD DI HYBRID 95 X  | ADDIHB95NC-X  | X-Stiff | 42"    | 99g  | .370"  | 3.0"      | .603"   | 2.4    | MID     |
| Shaft Type              |               | Flex    | Length | Wt   | Tip OD | Tip Para. | Butt OD | Torque | Kick pt |
| TOUR AD DI HYBRID 105 S | ADDIHB105NC-S | Stiff   | 42"    | 106g | .370"  | 3.0"      | .608"   | 2.3    | MID     |
| TOUR AD DI HYBRID 105 X | ADDIHB105NC-X | X-Stiff | 42"    | 109g | .370"  | 3.0"      | .610"   | 2.3    | MID     |

Tip Trimming for Standard Bore Heads: 15-18° loft: 0.0", 19-22° loft: .5", 23° or greater loft: 1.0", then Butt Cut to desired club length after assembly.



PROSCHOICEGOLFSHAFTS.COM



Designed and manufactured at the Graphite Design Japan factory headquarters and now available in brand new graphics for 2023, the **Tour AD HY** hybrid shafts are available in four weights of 65g and 75g in R and S flex, 85g in R, S and X flex and 95g in S and X flex.

Designed with the Tour AD DI Hybrid profile in mind, the **Tour AD HY** hybrid is softer in the tip and mid-section and slightly stiffer in the butt section of the shaft, to promote a higher ball flight than the Tour AD DI Hybrid shafts. The easy to hit **Tour AD HY** hybrid shafts can be counted on to deliver pin point **A**ccuracy and greater **D**istance, which is synonymous within all of the Graphite Design Tour **AD** shafts.

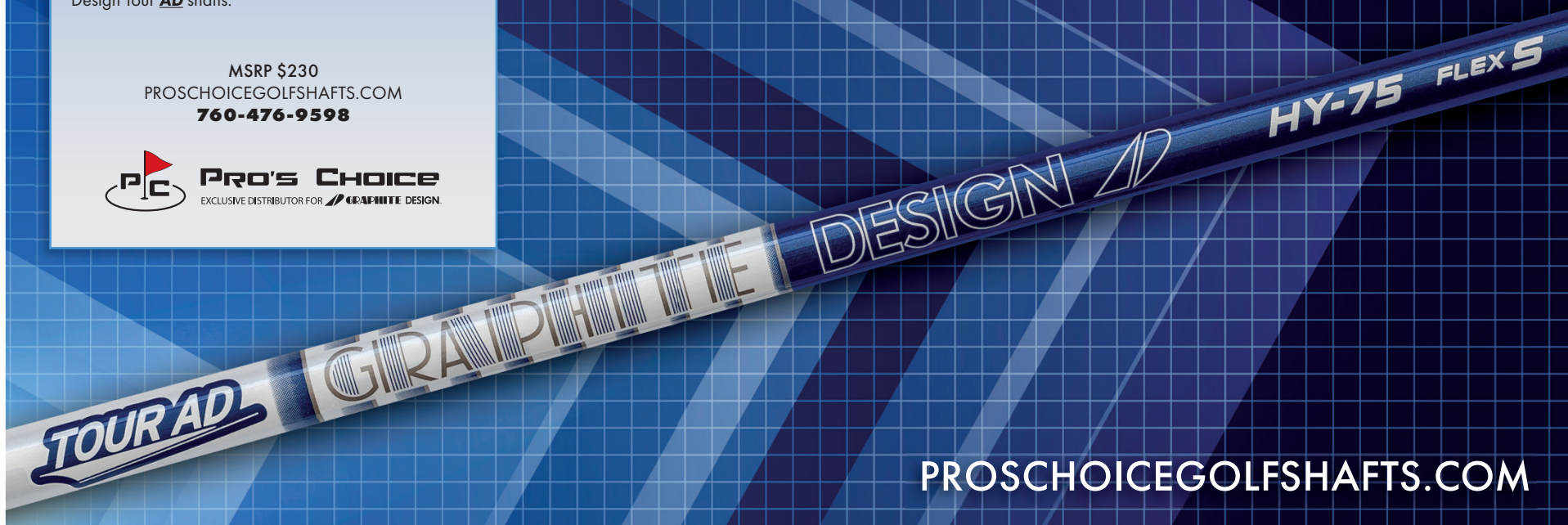
MSRP \$230  
 PROSCHOICEGOLFSHAFTS.COM  
 760-476-9598



### SHAFT SPECIFICATIONS

| Shaft Type      | Part Number  | Flex    | Length | Wt  | Tip OD | Tip Para. | Butt OD | Torque | Kick pt |
|-----------------|--------------|---------|--------|-----|--------|-----------|---------|--------|---------|
| TOUR AD HY 65 R | ADHYHB65NL-R | Regular | 42"    | 67g | .370"  | 3.0"      | .600"   | 3.5    | LOW/MID |
| TOUR AD HY 65 S | ADHYHB65NL-S | Stiff   | 42"    | 67g | .370"  | 3.0"      | .600"   | 3.5    | LOW/MID |
| Shaft Type      | Part Number  | Flex    | Length | Wt  | Tip OD | Tip Para. | Butt OD | Torque | Kick pt |
| TOUR AD HY 75 R | ADHYHB75NL-R | Regular | 42"    | 77g | .370"  | 3.0"      | .596"   | 3.1    | LOW/MID |
| TOUR AD HY 75 S | ADHYHB75NL-S | Stiff   | 42"    | 78g | .370"  | 3.0"      | .598"   | 3.1    | LOW/MID |
| Shaft Type      | Part Number  | Flex    | Length | Wt  | Tip OD | Tip Para. | Butt OD | Torque | Kick pt |
| TOUR AD HY 85 R | ADHYHB85NL-R | Regular | 42"    | 88g | .370"  | 3.0"      | .600"   | 2.4    | LOW/MID |
| TOUR AD HY 85 S | ADHYHB85NL-S | Stiff   | 42"    | 88g | .370"  | 3.0"      | .600"   | 2.4    | LOW/MID |
| TOUR AD HY 85 X | ADHYHB85NL-X | X-Stiff | 42"    | 89g | .370"  | 3.0"      | .602"   | 2.4    | MID     |
| Shaft Type      | Part Number  | Flex    | Length | Wt  | Tip OD | Tip Para. | Butt OD | Torque | Kick pt |
| TOUR AD HY 95 S | ADHYHB95NL-S | Stiff   | 42"    | 97g | .370"  | 3.0"      | .596"   | 2.1    | LOW/MID |
| TOUR AD HY 95 X | ADHYHB95NL-X | X-Stiff | 42"    | 98g | .370"  | 3.0"      | .598"   | 2.1    | MID     |

Tip Trimming for Standard Bore Heads: 15-18° loft: 0.0", 19-22° loft: .5", 23° or greater loft: 1.0", then Butt Cut to desired club length after assembly.



PROSCHOICEGOLFSHAFTS.COM



The **Tour AD Utility Driving Iron** shafts are a great complement to the popular Tour AD premium Wood, Hybrid and Iron shafts. Available in two weights of 85 grams and 95 grams, the **Tour AD Utility Driving Iron** shafts are designed and manufactured exclusively at the Graphite Design factory headquarters in Japan utilizing the same technology found in the Tour AD wood series.

The **Tour AD Utility Driving Iron** shafts are designed to work with the modern Utility Driving Iron heads that have recently become popular. The 85g shaft is available in Stiff flex in either Orange/White or Black/White in a single shaft length of #3 - 39.0" with a .355" taper tip.

The 95g shaft is available in Black/White in Stiff and X-Stiff in a single shaft length of 39.0" with a .355" taper tip or in the Orange/White color in 3 different lengths of #3 - 39.0", #4 - 38.5" and #5 - 38.0" all with a .355" taper tip.

If you are looking for a shaft to provide better feel and control and ultimately more distance in your Utility Driving Iron, the Graphite Design **Tour AD Utility Driving Iron** graphite shaft may be the right choice for you.

MSRP \$140

PROSCHOICEGOLFSHAFTS.COM

760-476-9598



**Pro's Choice**  
EXCLUSIVE DISTRIBUTOR FOR GRAPHITE DESIGN

## SHAFT SPECIFICATIONS

| Shaft Type                                    | Part Number  | Color           | Flex    | Length | Wt  | Tip OD | Tip Para. | Butt OD | Torque | Kick pt |
|---|--------------|-----------------|---------|--------|-----|--------|-----------|---------|--------|---------|
| TOUR AD DRIVING IRON 85g<br>Stiff #3 Orange   | AD85DINC-S03 | DI Orange/White | Stiff   | 39"    | 89g | .355"  | Taper     | .593"   | 2.4    | MID     |
| TOUR AD DRIVING IRON 95g<br>Stiff #3 Orange   | AD95DINC-S3  | DI Orange/White | Stiff   | 39"    | 98g | .355"  | Taper     | .593"   | 2.2    | MID     |
| TOUR AD DRIVING IRON 95g<br>Stiff #4 Orange   | AD95DINC-S4  | DI Orange/White | Stiff   | 38.5"  | 98g | .355"  | Taper     | .593"   | 2.2    | MID     |
| TOUR AD DRIVING IRON 95g<br>Stiff #5 Orange   | AD95DINC-S5  | DI Orange/White | Stiff   | 38"    | 98g | .355"  | Taper     | .593"   | 2.2    | MID     |
| TOUR AD DRIVING IRON 95g<br>X-Stiff #3 Orange | AD95DINC-X3  | DI Orange/White | X-Stiff | 39"    | 99g | .355"  | Taper     | .594"   | 2.2    | MID     |
| TOUR AD DRIVING IRON 95g<br>X-Stiff #4 Orange | AD95DINC-X4  | DI Orange/White | X-Stiff | 38.5"  | 99g | .355"  | Taper     | .594"   | 2.2    | MID     |
| TOUR AD DRIVING IRON 95g<br>X-Stiff #5 Orange | AD95DINC-X5  | DI Orange/White | X-Stiff | 38"    | 99g | .355"  | Taper     | .594"   | 2.2    | MID     |
| TOUR AD DRIVING IRON 85g<br>Stiff #3 Black    | AD85B-S03    | Black/White     | Stiff   | 39"    | 89g | .355"  | Taper     | .593"   | 2.4    | MID     |
| TOUR AD DRIVING IRON 95g<br>Stiff #3 Black    | AD95B-S03    | Black/White     | Stiff   | 39"    | 98g | .355"  | Taper     | .594"   | 2.2    | MID     |
| TOUR AD DRIVING IRON 95g<br>X-Stiff #3 Black  | AD95B-X03    | Black/White     | X-Stiff | 39"    | 99g | .355"  | Taper     | .594"   | 2.2    | MID     |



PROSCHOICEGOLFSHAFTS.COM



## TOUR AD™ 50g IRON SERIES

The **Tour AD 50g Iron Series** are light weight, 50g shaft offerings that complement the premium Tour AD wood and hybrid series of shafts. The **Tour AD-50** shaft model features a soft flex profile with a low kick point designed for higher ball flight and mid ball spin rates.

Manufactured at the Graphite Design factory headquarters in Japan, the **Tour AD 50g** Iron shafts are available in two color options of either blue or pink. The **Tour AD 50g** irons are a discrete length and constant weight shaft profile where each individual shaft length is designed for each individual club loft and each shaft length maintains the same shaft weight from the longest to the shortest club for the best in feel, balance and performance. The **Tour AD 50g** iron shafts have a .370" parallel tip with a 1.375" parallel tip section.

Take advantage of the superior distance and precise accuracy that Graphite Design shafts can offer and give the **Tour AD 50g** Iron graphite shafts a try in your next set of irons.

MSRP \$140

PROSCHOICEGOLFSHAFTS.COM

760-476-9598



### SHAFT SPECIFICATIONS

| Shaft Type       | Part Number | Color | Flex   | Length | Wt. | Tip OD | Tip Para. | Butt OD | Torque | Kick pt |
|------------------|-------------|-------|--------|--------|-----|--------|-----------|---------|--------|---------|
| TOUR AD IRON 50g | AD50NP-L03  | Pink  | Ladies | 38.5"  | 50g | .370"  | 1.375"    | 0.587"  | 3.9°   | LOW     |
| TOUR AD IRON 50g | AD50NP-L04  | Pink  | Ladies | 38.0"  | 50g | .370"  | 1.375"    | 0.587"  | 3.9°   | LOW     |
| TOUR AD IRON 50g | AD50NP-L05  | Pink  | Ladies | 37.5"  | 50g | .370"  | 1.375"    | 0.585"  | 3.9°   | LOW     |
| TOUR AD IRON 50g | AD50NP-L06  | Pink  | Ladies | 37.0"  | 50g | .370"  | 1.375"    | 0.583"  | 3.9°   | LOW     |
| TOUR AD IRON 50g | AD50NP-L07  | Pink  | Ladies | 36.5"  | 50g | .370"  | 1.375"    | 0.583"  | 3.8°   | LOW     |
| TOUR AD IRON 50g | AD50NP-L08  | Pink  | Ladies | 36.0"  | 50g | .370"  | 1.375"    | 0.581"  | 3.8°   | LOW     |
| TOUR AD IRON 50g | AD50NP-L09  | Pink  | Ladies | 35.5"  | 50g | .370"  | 1.375"    | 0.581"  | 3.8°   | LOW     |
| TOUR AD IRON 50g | AD50NP-L10  | Pink  | Ladies | 35.5"  | 52g | .370"  | 1.375"    | 0.581"  | 3.8°   | LOW     |
| Shaft Type       | Part Number | Color | Flex   | Length | Wt. | Tip OD | Tip Para. | Butt OD | Torque | Kick pt |
| TOUR AD IRON 50g | AD50NB-L03  | Blue  | Ladies | 39.0"  | 50g | .370"  | 1.375"    | 0.587"  | 3.9°   | LOW     |
| TOUR AD IRON 50g | AD50NB-L04  | Blue  | Ladies | 38.5"  | 50g | .370"  | 1.375"    | 0.587"  | 3.9°   | LOW     |
| TOUR AD IRON 50g | AD50NB-L05  | Blue  | Ladies | 38.0"  | 50g | .370"  | 1.375"    | 0.583"  | 3.9°   | LOW     |
| TOUR AD IRON 50g | AD50NB-L06  | Blue  | Ladies | 37.5"  | 50g | .370"  | 1.375"    | 0.583"  | 3.9°   | LOW     |
| TOUR AD IRON 50g | AD50NB-L07  | Blue  | Ladies | 37.0"  | 50g | .370"  | 1.375"    | 0.583"  | 3.8°   | LOW     |
| TOUR AD IRON 50g | AD50NB-L08  | Blue  | Ladies | 36.5"  | 50g | .370"  | 1.375"    | 0.581"  | 3.8°   | LOW     |
| TOUR AD IRON 50g | AD50NB-L09  | Blue  | Ladies | 36.0"  | 50g | .370"  | 1.375"    | 0.581"  | 3.8°   | LOW     |
| TOUR AD IRON 50g | AD50NB-L10  | Blue  | Ladies | 35.5"  | 52g | .370"  | 1.375"    | 0.581"  | 3.8°   | LOW     |

Tip Trimming for Standard Bore Heads: Tip Trimming not recommended. Butt Cut to desired club length only after assembly.

PROSCHOICEGOLFSHAFTS.COM



## TOUR AD™ IRON SERIES

The **Tour AD 55-115g Iron Shafts** complement the premium Tour AD wood and hybrid series of shafts very well. The **Tour AD Irons** are designed and manufactured exclusively at the Graphite Design factory headquarters in Japan and are available in a jet black color with white bands and silver rings and in weight ranges from 55 grams to 115 grams.

The **Tour AD 55-115g** Irons feature a discrete length and constant weight shaft profile, meaning each individual shaft length is designed for each individual iron club loft and each shaft length maintains the same shaft weight from the longest to the shortest club to provide the best feel, balance and performance. The **Tour AD 55g-115g** iron shafts all have a .355" taper tip.

The **Tour AD-55,-65,-75g** shafts are available in flexes of Regular and Stiff and are designed to promote mid/high ball flight and mid spin. The **Tour AD-85g** shafts are available in flexes of Regular and Stiff and are designed to promote mid ball flight and mid spin. The **Tour AD-95g** shafts are available in men's flexes of Stiff and X-Stiff and are designed to promote mid ball flight and low/mid spin.

The **Tour AD-105 & AD-115g** iron models are a combo-flex Stiff/X-Stiff flex offering designed to produce a lower, piercing ball flight with low/mid spin rates. Contact Pro's Choice sales for additional details.

Take advantage of the superior distance with precise accuracy that Graphite Design shafts can offer and give the **Tour AD** premium iron graphite shafts a try in your next set of irons.

MSRP AD55-95 Irons \$140

MSRP AD105 & AD115 \$375

PROSCHOICEGOLFSHAFTS.COM

760-476-9598



**PRO'S CHOICE**  
EXCLUSIVE DISTRIBUTOR FOR GRAPHITE DESIGN

### SHAFT SPECIFICATIONS

| Shaft Type        | Part Number           | Color | Flex      | Length      | Wt   | Tip OD | Tip Para. | Butt OD | Torque | Kick pt  |
|-------------------|-----------------------|-------|-----------|-------------|------|--------|-----------|---------|--------|----------|
| TOUR AD IRON 55G  | AD55B-R03 thru R10    | Black | Regular   | 39" - 35.5" | 58g  | .355"  | Taper     | .589"   | 3.2°   | LOW/MID  |
| TOUR AD IRON 55G  | AD55B-S03 thru S10    | Black | Stiff     | 39" - 35.5" | 58g  | .355"  | Taper     | .591"   | 3.2°   | LOW/MID  |
| TOUR AD IRON 65G  | AD65T2B-R03 thru R10  | Black | Regular   | 39" - 35.5" | 68g  | .355"  | Taper     | .583"   | 2.7°   | LOW/MID  |
| TOUR AD IRON 65G  | AD65T2B-S03 thru S10  | Black | Stiff     | 39" - 35.5" | 68g  | .355"  | Taper     | .585"   | 2.7°   | LOW/MID  |
| TOUR AD IRON 75G  | AD75B-R03 thru R10    | Black | Regular   | 39" - 35.5" | 78g  | .355"  | Taper     | .593"   | 2.8°   | LOW/MID  |
| TOUR AD IRON 75G  | AD75B-S03 thru S10    | Black | Stiff     | 39" - 35.5" | 78g  | .355"  | Taper     | .593"   | 2.8°   | LOW/MID  |
| TOUR AD IRON 85G  | AD85B-R03 thru R10    | Black | Regular   | 39" - 35.5" | 89g  | .355"  | Taper     | .593"   | 2.4°   | MID      |
| TOUR AD IRON 85G  | AD85B-S03 thru S10    | Black | Stiff     | 39" - 35.5" | 89g  | .355"  | Taper     | .593"   | 2.4°   | MID      |
| TOUR AD IRON 95G  | AD95B-S03 thru S10    | Black | Stiff     | 39" - 35.5" | 98g  | .355"  | Taper     | .593"   | 2.2°   | MID      |
| TOUR AD IRON 95G  | AD95B-X03 thru X10    | Black | X-Stiff   | 39" - 35.5" | 99g  | .355"  | Taper     | .593"   | 2.2°   | MID      |
| TOUR AD IRON 105G | AD105B-1/3 thru 10/12 | Black | Combo S/X | 40"-36"     | 106g | .355"  | Taper     | .602"   | 2.1°   | MID/HIGH |
| TOUR AD IRON 115G | AD115B-1/3 thru 10/12 | Black | Combo S/X | 40"-36"     | 114g | .355"  | Taper     | .599"   | 2.1°   | MID/HIGH |



PROSCHOICEGOLFSHAFTS.COM



**R A U N E**

The new Graphite Design **Raune** (Raw-nay) Iron shafts offer a unique profile to golfers of all skill levels unitizing high modulus materials as the core for stability and pitch fiber as is outer layer for optimized stiffness and feel.

The word **Raune** is derived from a Japanese word which means "Aim" and are offered in four individual weights. The Raune Unitized .370" tip OD Iron shaft designs are offered in 60g Regular, 75g Regular and 90g Stiff flex at a raw length of 39". The Raune 105g Irons are offered in S and X Flex with a .355" taper tip OD and are constant weight and discrete in shaft length.

The **Raune** 60g and 75g Iron shafts are designed to promote a Mid/High trajectory with Mid/High ball spin rates and the Raune 90g and 105g Iron shafts are designed to promote a Mid trajectory with Mid ball spin rates.

Take advantage of the latest in high performance golf shafts from Graphite Design with the new **Raune** Iron shafts and reinvent your golf game to include more power, performance and stability in each of your iron clubs.

**MSRP: Raune 60, 75 & 90g - \$130.00**

**MSRP: Raune 105g - \$140.00**

PROSCHOICEGOLFSHAFTS.COM

**760-476-9598**



**Pro's Choice**  
EXCLUSIVE DISTRIBUTOR FOR GRAPHITE DESIGN

### SHAFT SPECIFICATIONS

| Shaft Type                                  | Part Number   | Flex     | Length    | Wt        | Tip OD    | Tip Para.        | Butt OD   | Torque | Kick Pt |
|---|---|----------|-----------|-----------|-----------|------------------|---|--------|---------|
| Raune 60g Regular Flex Iron - .370" Tip     | IRA60UN-R   | Regular  | 39.0"     | 62.0g     | .370"     | 4.0"             | .582"   | 4.2°   | LOW/MID |
| Raune 75g Regular Flex Iron - .370" Tip     | IRA75UN-R   | Regular  | 39.0"     | 73.0g     | .370"     | 4.0"             | .586"   | 3.6°   | LOW/MID |
| Raune 90g Regular Flex Iron - .370" Tip     | IRA90UN-S   | Stiff    | 39.0"     | 93.0g     | .370"     | 4.0"             | .596"   | 3.1°   | MID     |
| Shaft Type                                  | Part Number   | Flex     | Length    | Wt        | Tip OD    | Tip Para.        | Butt OD   | Torque | Kick Pt |
| Raune 105g Stiff Flex - .355" Taper Tip     | IRA105-S3   | Stiff    | 39"       | 108g      | .355"     | Taper Tip        | .600"   | 3.3°   | MID     |
| Raune 105g Stiff Flex - .355" Taper Tip     | IRA105-S4   | Stiff    | 38.5"     | 108g      | .355"     | Taper Tip        | .600"   | 3.2°   | MID     |
| Raune 105g Stiff Flex - .355" Taper Tip     | IRA105-S5   | Stiff    | 38.0"     | 110g      | .355"     | Taper Tip        | .600"   | 3.1°   | MID     |
| Raune 105g Stiff Flex - .355" Taper Tip     | IRA105-S6   | Stiff    | 37.5"     | 110g      | .355"     | Taper Tip        | .600"   | 3.1°   | MID     |
| Raune 105g Stiff Flex - .355" Taper Tip     | IRA105-S7   | Stiff    | 37.0"     | 112g      | .355"     | Taper Tip        | .600"   | 2.9°   | MID     |
| Raune 105g Stiff Flex - .355" Taper Tip     | IRA105-S8   | Stiff    | 36.5"     | 112g      | .355"     | Taper Tip        | .600"   | 2.9°   | MID     |
| Raune 105g Stiff Flex - .355" Taper Tip     | IRA105-S9   | Stiff    | 36.0"     | 113g      | .355"     | Taper Tip        | .600"   | 2.8°   | MID     |
| Raune 105g Stiff Flex - .355" Taper Tip     | IRA105-S10  | Stiff    | 35.5"     | 114g      | .355"     | Taper Tip        | .600"   | 2.7°   | MID     |
| Shaft Type                                  | Part Number   | Flex     | Length    | Wt        | Tip OD    | Tip Para.        | Butt OD   | Torque | Kick Pt |
| Raune 105g X-Stiff Flex - .355" Taper Tip   | IRA105-X3   | X-Stiff  | 39"       | 110g      | .355"     | Taper Tip        | .602"   | 3.3°   | MID     |
| Raune 105g X-Stiff Flex - .355" Taper Tip   | IRA105-X4   | X-Stiff  | 38.5"     | 110g      | .355"     | Taper Tip        | .602"   | 3.2°   | MID     |
| Raune 105g X-Stiff Flex - .355" Taper Tip   | IRA105-X5   | X-Stiff  | 38.0"     | 110g      | .355"     | Taper Tip        | .602"   | 3.1°   | MID     |
| Raune 105g X-Stiff Flex - .355" Taper Tip   | IRA105-X6   | X-Stiff  | 37.5"     | 110g      | .355"     | Taper Tip        | .602"   | 3.1°   | MID     |
| Raune 105g X-Stiff Flex - .355" Taper Tip   | IRA105-X7   | X-Stiff  | 37.0"     | 114g      | .355"     | Taper Tip        | .602"   | 2.9°   | MID     |
| Raune 105g X-Stiff Flex - .355" Taper Tip   | IRA105-X8   | X-Stiff  | 36.5"     | 114g      | .355"     | Taper Tip        | .602"   | 2.9°   | MID     |
| Raune 105g X-Stiff Flex - .355" Taper Tip   | IRA105-X9   | X-Stiff  | 36.0"     | 114g      | .355"     | Taper Tip        | .602"   | 2.8°   | MID     |
| Raune 105g X-Stiff Flex - .355" Taper Tip   | IRA105-X10  | X-Stiff  | 35.5"     | 115g      | .355"     | Taper Tip        | .602"   | 2.7°   | MID     |
| Trimming Guide for Unitized .370" Tip Irons | #3-#5 = 0.0"  | #6 = .5" | #7 = 1.0" | #8 = 1.5" | #9 = 2.0" | #10/Wedge = 2.5" | Butt Cut to desired finished club length after assembly |        |         |
| Trimming Guide for Taper Tip .355" Irons    | Do Not Tip Trim. Install shaft straight into club head and then Butt Cut shaft to Desired finished club length after installation into the club head. |          |           |           |           |                  |   |        |         |

**GRAPHITE DESIGN**

**R A U N E**  
i 105 FLEX-X

MADE IN JAPAN FOR SHAFT

**PROSCHOICEGOLFSHAFTS.COM**

| Tour AD Wood Shafts      |                        | Type         | Flex                             | Weight Range         | Tip OD | Tip Para. | Torque     | Spin            | Launch |         |     |          |      |
|--------------------------|------------------------|--------------|----------------------------------|----------------------|--------|-----------|------------|-----------------|--------|---------|-----|----------|------|
|                          |                        |              |                                  |                      |        |           |            |                 | LOW    | LOW/MID | MID | MID/HIGH | HIGH |
|                          | GC-6 FLEX S            | WOOD         | <b>NEW</b> R2, R1, SR, S, X & TX | 45, 55, 65, 75, 85g  | .335"  | 3.0"      | 5.5-2.5    | LOW to LOW/MID  |        |         |     |          |      |
|                          | VF-6 FLEX S            | WOOD         | R2, R1, SR, S, X & TX            | 45, 55, 65, 75 & 85g | .335"  | 3.0"      | 5.5-2.4    | LOW             |        |         |     |          |      |
|                          | CQ-6 FLEX S            | WOOD         | R2, R1, SR, S, X & TX            | 45, 55, 65, 75 & 85g | .335"  | 3.0"      | 6.1-3.0    | MID             |        |         |     |          |      |
|                          | UB-6 FLEX S            | WOOD         | R2, R1, SR, S, X & TX            | 45, 55, 65, 75 & 85g | .335"  | 3.0"      | 5.5-2.8    | LOW/MID         |        |         |     |          |      |
|                          | HD-6 FLEX S            | WOOD         | R2, R1, SR, S, X & TX            | 45, 55, 65, 75 & 85g | .335"  | 3.0"      | 5.8-2.6    | LOW to LOW/MID  |        |         |     |          |      |
|                          | XC-6 FLEX S            | WOOD         | R2, R1, SR, S, X & TX            | 45, 55, 65, 75 & 85g | .335"  | 3.0"      | 5.7-2.8    | LOW             |        |         |     |          |      |
|                          | VR-6 FLEX S            | WOOD         | R2, R1, SR, S, & X               | 45, 55, 65, 75 & 85g | .335"  | 3.0"      | 5.7-2.6    | LOW to LOW/MID  |        |         |     |          |      |
|                          | IZ-6 FLEX S            | WOOD         | R2, R1, SR, S, X & TX            | 45, 55, 65, 75 & 85g | .335"  | 3.0"      | 5.6-2.8    | LOW             |        |         |     |          |      |
|                          | DI-6 FLEX S            | WOOD         | R2, R1, SR, S, X & TX            | 55, 65, 75, 85 & 95g | .335"  | 3.0"      | 4.7-2.6    | LOW             |        |         |     |          |      |
|                          | DI-8 FLEX S            | WOOD         | R2, R1, SR, S & X                | 55, 65, 75 & 85g     | .335"  | 3.0"      | 4.7-2.9    | LOW             |        |         |     |          |      |
|                          | F-75 FLEX S            | FWY WOOD     | R2, R1, SR, S & X                | 55, 65, 75 & 85g     | .335"  | 3.0"      | 5.0-2.8    | MID             |        |         |     |          |      |
|                          | M3 6S                  | WOOD         | S & X                            | 68 & 78g             | .335"  | 3.0"      | 3.4-2.1    | LOW             |        |         |     |          |      |
| Anti-Gravity Wood Shafts |                        | Type         | Flex                             | Weight Range         | Tip OD | Tip Para. | Torque     | Spin            | Launch |         |     |          |      |
|                          | aG33-3 FLEX R          | WOOD         | R2, R, SR                        | 38g                  | .335"  | 3.0"      | 7.5        | MID             |        |         |     |          |      |
| Hybrid & Irons           |                        | Type         | Flex                             | Weight Range         | Tip OD | Tip Para. | Torque     | Spin            | Launch |         |     |          |      |
|                          | VF HYBRID 95-X         | HYBRID       | <b>NEW</b> R, S & X              | 75, 85, 95, 105g     | .370"  | 3.0"      | 3.0-2.3    | LOW             |        |         |     |          |      |
|                          | IZ-85s HYBRID          | HYBRID       | R2, R1, R, S & X                 | 65, 75, 85 & 95g     | .370"  | 3.0"      | 3.5-2.1    | LOW/MID         |        |         |     |          |      |
|                          | HY-75                  | HYBRID       | R, S & X                         | 65, 75, 85 & 95g     | .370"  | 3.0"      | 3.5-2.1    | MID             |        |         |     |          |      |
|                          | DI-85 HYBRID           | HYBRID       | R, S & X                         | 75, 85, 95 & 105g    | .370"  | 3.0"      | 3.1-2.3    | MID             |        |         |     |          |      |
|                          | AD-85 DRIVING IRON     | DRIVING IRON | S & X                            | 85g & 95g            | .355"  | TAPER     | 2.4-2.2    | MID             |        |         |     |          |      |
|                          | AD-50 IRON             | IRON         | Ladies                           | 50g                  | .370"  | 1.375"    | 3.9        | MID             |        |         |     |          |      |
|                          | AD-85 FLEX X IRON      | IRON         | R, S & X                         | 55, 65, 75, 85 & 95g | .355"  | TAPER     | 3.2-2.2    | MID             |        |         |     |          |      |
|                          | RAUNE 175V FLEX R IRON | IRON         | <b>NEW</b> R & S                 | 60, 75 & 90g         | .370"  | 4.0"      | 3.1-4.2    | Mid to Mid/High |        |         |     |          |      |
|                          | RAUNE 110S FLEX X IRON | IRON         | <b>NEW</b> S & X                 | 105g                 | .355"  | TAPER     | 2.7 to 3.3 | Mid             |        |         |     |          |      |
| MAD Wood Shafts          |                        | Type         | Flex                             | Weight Range         | Tip OD | Tip Para. | Torque     | Spin            | Launch |         |     |          |      |
|                          | PRO'S CHOICE 02 6S     | WOOD         | S, X & TX                        | 67-77g               | .335"  | 3.0"      | 3.8-3.2    | LOW             |        |         |     |          |      |
|                          | PRO'S CHOICE 02 8S     | WOOD         | A, R & S                         | 49, 59, 67 & 75g     | .335"  | 3.0"      | 6.4-3.8    | LOW/MID         |        |         |     |          |      |

This chart is for use as a general reference of our shaft offerings. Pro's Choice encourages consulting a PGA Professional or qualified club builder to help you determine the correct shaft bend profile for your individual swing.

Visit [PROSCHOICEGOLFSHAFTS.COM](http://PROSCHOICEGOLFSHAFTS.COM) for more details and where to buy.



**Pro's Choice**

EXCLUSIVE DISTRIBUTOR FOR **GRAPHITE DESIGN**.



**GRAPHITE DESIGN**  
PREMIUM GOLF SHAFTS

**2025 WOOD SHAFT FITTING GUIDE AND SHAFT COMPARISON CHART**

| RECOMMENDED SHAFT MODEL BASED ON DESIRED LAUNCH ANGLE AND SPIN RATE CHARACTERISTICS: |          |  |  |  |  |                              |
|--|----------|--|--|--|--|------------------------------|
| LAUNCH   | HIGH     | TOUR AD IZ-6                                 | TOUR AD IZ-4<br>TOUR AD IZ-5<br>TOUR AD UB-4 | a633-3 R2<br>TOUR AD VR-4<br>TOUR AD F-55 FWY<br>a633-3 R & SR |  |                              |
|  |          | TOUR AD DI-6<br>TOUR AD VR-6<br>TOUR AD IZ-7 | TOUR AD VR-5<br>TOUR AD DI-5                 | TOUR AD F-65 FWY<br>TOUR AD F-75 FWY<br>TOUR AD F-85 FWY       |  |                              |
|  | MID/HIGH | TOUR AD DI-7                                 |  | TOUR AD CQ-4<br>TOUR AD CQ-5                                   |  |                              |
|  |          | TOUR AD VR-7<br>TOUR AD IZ-8                 |  | TOUR AD CQ-6<br>TOUR AD CQ-7<br>TOUR AD CQ-8                   |  |                              |
|  | MID      | TOUR AD HD-6<br>TOUR AD HD-7<br>TOUR AD VR-8 | TOUR AD DI-8                                 | TOUR AD UB-5<br>TOUR AD UB-6<br>TOUR AD XC-4                   | TOUR AD HD-4<br>TOUR AD HD-5<br>TOUR AD XC-5 | TOUR AD GC-4<br>TOUR AD GC-5 |
|  |          | TOUR AD HD-8<br>TOUR AD DI-9                 |  | TOUR AD GC-6<br>TOUR AD UB-7<br>TOUR AD GC-8                   | TOUR AD GC-7<br>TOUR AD UB-8                 |                              |
|  | LOW/MID  | TOUR AD VF-4<br>TOUR AD VF-5                 | TOUR AD XC-6<br>TOUR AD XC-7                 |  |  |                              |
|  |          | TOUR AD VF-6<br>TOUR AD VF-7                 | TOUR AD VF-8<br>TOUR AD XC-8                 |  |  |                              |
|  | LOW      | TOUR AD M9003-6                              |  |  |  |                              |
|  |          | TOUR AD M9003-7                              |  |  |  |                              |
|  |          | LOW  | LOW/MID                                      | MID  | MID/HIGH                                     | HIGH                         |
| <b>SPIN</b>  |          |  |  |  |  |                              |

| RECOMMENDED SHAFT FLEX GUIDE FOR TOUR AD WOODS BASED ON DRIVER SWING   |                       |                   |                          |                |                  |                        |
|--|-----------------------|-------------------|--------------------------|----------------|------------------|------------------------|
| DRIVER SWING SPEED   | 71-85 MPH             | 86-95 MPH         | 92-98 MPH                | 96-105 MPH     | 105+ MPH         | 110+ MPH               |
| SHAFT FLEX   | R2 Flex (Lite/Senior) | R1 Flex (Regular) | SR Flex* (Stiff Regular) | S Flex (Stiff) | X Flex (X-Stiff) | TX Flex (Tour X-Stiff) |
| <p>* Stiff Regular ( SR ) Flex shafts are available in the " Tour AD" wood models only.</p> <p>Pro's Choice Golf Shafts encourages consulting a PGA Professional or qualified Graphite Design Club Fitter to help you determine the correct shaft weight, flex and length for your swing profile and to meet your goals.</p> |                       |                   |                          |                |                  |                        |

| GRAPHITE DESIGN WOOD SHAFT COMPARISON CHART:   |              |             |             |                  |                |
|--|--------------|-------------|-------------|------------------|----------------|
| SHAFT MODEL  | BUTT SECTION | MID SECTION | TIP SECTION | LAUNCH           | SPIN           |
| Tour AD GC   | STIFF        | FIRM        | FIRM+       | MID              | LOW/MID TO MID |
| Anti-Gravity a633-3  | FIRM         | MEDIUM      | SOFT+       | HIGH             | MID            |
| TOUR AD VF   | FIRM+        | STIFF       | VERY STIFF  | LOW/MID          | LOW            |
| TOUR AD CQ   | FIRM         | FIRM        | MEDIUM+     | MID/HIGH         | MID            |
| TOUR AD UB   | MEDIUM+      | MEDIUM+     | STIFF+      | MID              | LOW/MID        |
| TOUR AD HD   | FIRM         | FIRM        | FIRM+       | MID              | LOW TO LOW/MID |
| TOUR AD XC   | SOFT         | STIFF       | STIFF       | LOW/MID          | LOW            |
| TOUR AD VR   | FIRM+        | MEDIUM+     | FIRM        | MID/HIGH         | LOW            |
| MAD PRO  | FIRM         | STIFF       | FIRM        | MID TO LOW/MID   | LOW            |
| MAD Std.   | MEDIUM+      | FIRM+       | MEDIUM+     | MID/HIGH TO HIGH | LOW/MID TO MID |
| TOUR AD IZ   | FIRM         | MEDIUM      | FIRM+       | HIGH             | LOW            |
| TOUR AD F-Series FWY   | FIRM         | MEDIUM      | SOFT        | HIGH             | MID            |
| TOUR AD M9003  | MEDIUM       | FIRM        | STIFF+      | LOW              | LOW            |
| TOUR AD DI   | MEDIUM       | MEDIUM      | STIFF       | HIGH             | LOW            |
| LEGEND DESCRIBING THE SHAFT STIFFNESS FROM STIFFEST TO SOFTEST:<br>VERY STIFF → STIFF → FIRM → MEDIUM → SOFT |              |             |             |                  |                |

**Pro's Choice Contact Information:**  
 Sales: Bill McPherson  
 b.mcpherson@proschoicegolfshafts.com  
 Phone: 619-454-6283



**Pro's Choice**

EXCLUSIVE DISTRIBUTOR FOR **GRAPHITE DESIGN.**



## 2025 HYBRID & IRON SHAFT FITTING GUIDE AND SHAFT COMPARISON CHART

| RECOMMENDED SHAFT MODEL BASED ON DESIRED LAUNCH ANGLE AND SPIN RATE CHARACTERISTICS: |          |                                 |   |  |          |      |
|--|----------|---------------------------------|---|--|----------|------|
| LAUNCH   | HIGH     |                                 |   | TOUR AD 50 IRON  | RAUNE 60 |      |
|  | MID/HIGH |                                 |   | TOUR AD 55 IRON<br>TOUR AD HY 65 & 75<br>TOUR AD 65 IRON<br>TOUR AD IZ 65      | RAUNE 75 |      |
|  |          |                                 |   | RAUNE 90<br>TOUR AD HY 85<br>TOUR AD HY 95<br>TOUR AD 75 IRON<br>TOUR AD IZ 75 |          |      |
|  | MID      |                                 | TOUR AD DI 85 HYBRID                          | TOUR AD DRIVING IRON 85<br>TOUR AD 85 IRON<br>TOUR AD DI 75                    |          |      |
|  |          |                                 | TOUR AD DI 95 HYBRID<br>TOUR AD DI 105 HYBRID | RAUNE 105<br>TOUR AD DRIVING IRON 95<br>TOUR AD 95 IRON                        |          |      |
|  | LOW/MID  | TOUR AD VF-75<br>TOUR AD VF-85  | TOUR AD IZ 85 HYBRID<br>TOUR AD IZ 95 HYBRID  |  |          |      |
|  |          | TOUR AD VF-95<br>TOUR AD VF-105 | TOUR AD 105 IRON<br>TOUR AD 115 IRON          |  |          |      |
|  | LOW      |                                 |   |  |          |      |
|  |          |                                 |   |  |          |      |
|  |          | LOW                             | LOW/MID                                       | MID  | MID/HIGH | HIGH |
| SPIN   |          |                                 |   |  |          |      |

| RECOMMENDED SHAFT FLEX GUIDE BASED ON DRIVER SWING SPEED D:  |                  |                  |                |                  |
|--|------------------|------------------|----------------|------------------|
| DRIVER SWING SPEED   | LESS THAN 85 MPH | 86-95 MPH        | 96-105 MPH     | 105+ MPH         |
| SHAFT FLEX   | L Flex (Ladies)  | R Flex (Regular) | S Flex (Stiff) | X Flex (X-Stiff) |
| Pro's Choice Golf Shafts encourages consulting a PGA Professional or qualified Graphite Design Club Fitter to help you determine the correct shaft weight, flex, and length for your swing profile and to meet your goals. |                  |                  |                |                  |
| HYBRID SHAFT BEND PROFILE CHART:   |                  |                  |                |                  |
| SHAFT MODEL  | BUTT SECTION     | MID SECTION      | TIP SECTION    |                  |
| TOUR AD VF HYBRID  | FIRM             | STIFF            | VERY STIFF     |                  |
| TOUR AD IZ 65/75 HYBRID  | MEDIUM           | FIRM             | FIRM           |                  |
| TOUR AD IZ 85/95 HYBRID  | FIRM             | FIRM             | STIFF          |                  |
| TOUR AD DI HYBRID  | SOFT             | MEDIUM+          | STIFF          |                  |
| TOUR AD HY HYBRID  | MEDIUM           | MEDIUM           | MEDIUM         |                  |
| LEGEND DESCRIBING THE SHAFT STIFFNESS FROM STIFFEST TO SOFTEST:<br>VERY STIFF → STIFF → FIRM → MEDIUM → SOFT   |                  |                  |                |                  |
| IRON SHAFT BEND PROFILE CHART  |                  |                  |                |                  |
| SHAFT MODEL  | BUTT SECTION     | MID SECTION      | TIP SECTION    |                  |
| TOUR AD 55g  | MEDIUM           | SOFT             | SOFT           |                  |
| TOUR AD 55g  | MEDIUM           | MEDIUM           | SOFT           |                  |
| TOUR AD 65g  | FIRM             | MEDIUM           | SOFT           |                  |
| TOUR AD 75g  | FIRM             | MEDIUM           | SOFT           |                  |
| TOUR AD 85g  | STIFF            | FIRM             | MEDIUM         |                  |
| TOUR AD 95g  | STIFF            | FIRM             | FIRM           |                  |
| TOUR AD 105g   | STIFF            | STIFF            | FIRM           |                  |
| RAUNE 60g  | MEDIUM           | SOFT             | SOFT           |                  |
| RAUNE 75g  | MEDIUM           | MEDIUM           | SOFT           |                  |
| RAUNE 90g  | FIRM             | MEDIUM           | MEDIUM         |                  |
| RAUNE 105g   | FIRM             | FIRM             | FIRM           |                  |
| LEGEND DESCRIBING THE SHAFT STIFFNESS FROM STIFFEST TO SOFTEST:<br>VERY STIFF → STIFF → FIRM → MEDIUM → SOFT   |                  |                  |                |                  |



**Pro's Choice**

EXCLUSIVE DISTRIBUTOR FOR GRAPHITE DESIGN.



**2025 US SPEC WOOD SHAFT FITTING GUIDE AND SHAFT COMPARISON CHART**

| RECOMMENDED SHAFT MODEL BASED ON DESIRED LAUNCH ANGLE AND SPIN RATE CHARACTERISTICS: |          |            |         |        |          |      |
|--|----------|------------|---------|--------|----------|------|
| LAUNCH   | HIGH     |            |         | MAD 45 |          |      |
|  | MID/HIGH |            |         | MAD 55 |          |      |
|  |          |            |         |        |          |      |
|  | MID      | MAD PRO 65 | MAD 65  |        |          |      |
|  |          | MAD PRO 75 | MAD 75  |        |          |      |
|  | LOW/MID  |            |         |        |          |      |
|  |          |            |         |        |          |      |
|  | LOW      |            |         |        |          |      |
|  |          |            |         |        |          |      |
|  |          | LOW        | LOW/MID | MID    | MID/HIGH | HIGH |
| SPIN   |          |            |         |        |          |      |

| RECOMMENDED SHAFT FLEX GUIDE BASED ON DRIVER SWING SPEED:   |                            |                  |                |                  |
|---|----------------------------|------------------|----------------|------------------|
| DRIVER SWING SPEED  | 65-85 MPH                  | 86-95 MPH        | 96-105 MPH     | 105+ MPH         |
| SHAFT FLEX  | A or RR Flex (Lite/Senior) | R Flex (Regular) | S Flex (Stiff) | X Flex (X-Stiff) |
| Pro's Choice Golf Shafts encourages consulting a PGA Professional or qualified Graphite Design Club Fitter to help you determine the correct shaft weight, flex and length for your swing profile and to meet your goals. |                            |                  |                |                  |

| US SPEC WOOD SHAFT BEND PROFILE CHART:   |              |             |             |
|--|--------------|-------------|-------------|
| SHAFT MODEL  | BUTT SECTION | MID SECTION | TIP SECTION |
| MAD STD  | MEDIUM+      | FIRM+       | MEDIUM+     |
| MAD PRO  | FIRM         | STIFF       | FIRM        |
| LEGEND DESCRIBING THE SHAFT STIFFNESS FROM STIFFEST TO SOFTEST:<br>VERY STIFF → STIFF → FIRM → MEDIUM → SOFT |              |             |             |

**Pro's Choice Contact Information:**

Sales: Bill McPherson  
 b.mcpherson@proschoicegolfs shafts.com  
 Phone: 619-454-6283

**PROSCHOICEGOLFSHAFTS.COM**



**Pro's Choice**  
EXCLUSIVE DISTRIBUTOR FOR  **GRAPHITE DESIGN.**



## 2025 WOOD SHAFT INSTALLATION AND TRIMMING GUIDE

### TOUR AD/JAPAN WOOD SHAFTS:

| CLUB        | PRODUCT TYPE                                    | STD-BORE HOSEL | BLIND BORE HOSEL | THRU BORE HOSEL         | NOTES                |
|-------------|---|----------------|------------------|-------------------------|----------------------|
| DRIVERS     | TOUR AD GC, VF, CQ, UB, HD, VR, XC, DI, & M9003 | 0.0"           | 0.0"             | Insert 2.5" only        | 3.0" of Tip Parallel |
| DRIVERS     | Anti-Gravity aG33-3                             | 0.0"           | 0.0"             | Insert 2.5" only        | 3.0" of Tip Parallel |
| CLUB        | PRODUCT TYPE                                    | STD-BORE HOSEL | BLIND BORE HOSEL | THRU BORE HOSEL         | NOTES                |
| #3 WOOD     | TOUR AD F-Series FWY                            | 0.5"           | 0.5"             | 0.5" - then Insert 2.0" | 3.0" of Tip Parallel |
| #3 WOOD     | TOUR AD GC, VF, CQ, UB, HD, VR, XC, DI, & M9003 | 0.5"           | 0.5"             | 0.5" - then Insert 2.0" | 3.0" of Tip Parallel |
| #3 WOOD     | Anti-Gravity aG33-3                             | 0.5"           | 0.5"             | 0.5" - then Insert 2.0" | 3.0" of Tip Parallel |
| CLUB        | PRODUCT TYPE                                    | STD-BORE HOSEL | BLIND BORE HOSEL | THRU BORE HOSEL         | NOTES                |
| #5- #9 WOOD | TOUR AD F-Series FWY                            | 1.0"           | 1.0"             | 0.5" - then Insert 2.0" | 3.0" of Tip Parallel |
| #5- #9 WOOD | TOUR AD GC, VF, CQ, UB, HD, VR, XC, DI, & M9003 | 1.0"           | 1.0"             | 0.5" - then Insert 2.0" | 3.0" of Tip Parallel |
| #5- #9 WOOD | Anti-Gravity aG33-3                             | 1.0"           | 1.0"             | 0.5" - then Insert 2.0" | 3.0" of Tip Parallel |

\* Pro's Choice encourages consulting a PGA Professional or qualified club builder to help you determine the correct shaft and length for your swing profile and to meet your goals.

\* Always leave a minimum of 0.5" of the parallel tip section of the shaft above the hosel. For example with a hosel depth of 1.5" and a parallel tip length of 4.0", the tip trim length should not exceed 2.0".

\* Improper installation may effect the intended performance of the shaft. Warranty is for material and workmanship of our products. Improper installation voids warranty of product.



**Pro's Choice**

EXCLUSIVE DISTRIBUTOR FOR  **GRAPHITE DESIGN.**



**GRAPHITE DESIGN™**  
PREMIUM GOLF SHAFTS

## 2025 US SPEC WOOD SHAFT INSTALLATION AND TRIMMING GUIDE

### DOMESTIC / US WOOD SHAFTS:

| CLUB        | PRODUCT TYPE                        | STD-BORE HOSEL | BLIND BORE HOSEL | THRU BORE HOSEL         | NOTES                |
|-------------|-------------------------------------|----------------|------------------|-------------------------|----------------------|
| DRIVERS     | MAD 45, 55, 65, 75 & MAD PRO 65, 75 | 0.0"           | 0.0"             | Insert 2.0" only        | 3.0" of Tip Parallel |
| CLUB        | PRODUCT TYPE                        | STD-BORE HOSEL | BLIND BORE HOSEL | THRU BORE HOSEL         | NOTES                |
| #3 WOOD     | MAD 45, 55, 65, 75 & MAD PRO 65, 75 | 0.5"           | 0.5"             | 0.5" - then Insert 2.0" | 3.0" of Tip Parallel |
| CLUB        | PRODUCT TYPE                        | STD-BORE HOSEL | BLIND BORE HOSEL | THRU BORE HOSEL         | NOTES                |
| #5- #9 WOOD | MAD 45, 55, 65, 75 & MAD PRO 65, 75 | 1.0"           | 1.0"             | 0.5" - then Insert 2.0" | 3.0" of Tip Parallel |

\* Pro's Choice encourages consulting a PGA Professional or qualified club builder to help you determine the correct shaft and length for your swing profile and to meet your goals.

\* Always leave a minimum of 0.5" of the parallel tip section of the shaft above the hosel. For example with a hosel depth of 1.5" and a parallel tip length of 4.0", the tip trim length should not exceed 2.0".

\* Improper installation may effect the intended performance of the shaft. Warranty is for material and workmanship of our products. Improper installation voids warranty of product.



**Pro's Choice**  
EXCLUSIVE DISTRIBUTOR FOR  **GRAPHITE DESIGN.**



## 2025 HYBRID & IRON SHAFT INSTALLATION AND TRIMMING GUIDE

### ALL HYBRID AND IRON SHAFTS:

| CLUB          | PRODUCT TYPE   | 15°-18° | 19°-22° | 23°-26° | 27°+ | NOTES  |
|---------------|--|---------|---------|---------|------|--|
| HYBRIDS       | TOUR AD VF HYBRID 75,85,95, 105 (.370" tip)  | 0.0"    | 0.0"    | 0.0"    | 0.0" | Install Straight In and then butt trim to final desired club length. |
| HYBRIDS       | TOUR AD IZ HYBRID 65,75,85,95 (.370" tip)  | 0.0"    | 0.5"    | 1.0"    | 1.0" | Tip trim then butt trim to final desired club length.                |
| HYBRIDS       | TOUR AD DI 75,85,95 & 105 (.370" tip)  | 0.0"    | 0.5"    | 1.0"    | 1.0" | Tip trim then butt trim to final desired club length.                |
| HYBRIDS       | TOUR AD HY 65,75,85 & 95 (.370" tip)   | 0.0"    | 0.5"    | 1.0"    | 1.0" | Tip trim then butt trim to final desired club length.                |
| CLUB          | PRODUCT TYPE   |         |         |         |      | NOTES  |
| IRONS         | Tour AD 50 Iron (.370" Tip OD with 1 3/8" parallel tip section) No Tipping. Insert straight in and butt trim to desired final club length.                           |         |         |         |      |  |
| IRONS         | Tour AD 65, 75 85, 95 Iron (.355" Taper Tip) No Tipping. Insert straight in and butt trim to desired final club length.  |         |         |         |      |  |
| DRIVING IRONS | Tour AD 85 and 95 Iron (.355" Taper Tip) No Tipping. Insert straight in and butt trim to desired final club length.  |         |         |         |      |  |
| IRONS         | Tour AD 105 & 115 Iron gram weights- these shafts are combo flex shafts. Please contact Pro's Choice sales at 619-454-6283 or 760-476-9598 for tipping instructions. |         |         |         |      |  |

### RAUNE IRON SHAFT INSTALLATION AND TRIMMING GUIDE

| CLUB  | PRODUCT TYPE                                 | #3 Iron   | #4 Iron | #5 Iron | #6 Iron | #7 Iron | #8 Iron | #9 Iron | #10/Wedge |
|-------|--|---|---------|---------|---------|---------|---------|---------|-----------|
| IRONS | RAUNE 60g (.370" Tip OD with 4" of Parallel) | 0.0"  | 0.0"    | 0.0"    | 0.5"    | 1.0"    | 1.5"    | 2.0"    | 2.5"      |
| IRONS | RAUNE 75g (.370" Tip OD with 4" of Parallel) | 0.0"  | 0.0"    | 0.0"    | 0.5"    | 1.0"    | 1.5"    | 2.0"    | 2.5"      |
| IRONS | RAUNE 90g (.370" Tip OD with 4" of Parallel) | 0.0"  | 0.0"    | 0.0"    | 0.5"    | 1.0"    | 1.5"    | 2.0"    | 2.5"      |
| IRONS | RAUNE 105g (.355 Taper Tip) No Tipping       | Insert Straight in and butt trim to desired final club length |         |         |         |         |         |         |           |



**LAUNCH**

**ANGLE**

**WOOD SHAFT - LAUNCH vs. SPIN CHART**

Anti-Gravity Wood

aG33-3

**HIGH**

TOUR AD  
**CQ**

TOUR AD  
**VR**

TOUR AD  
**IZ**

TOUR AD  
**DI**

**MID HIGH**

TOUR AD  
**UB**

TOUR AD  
**HD**

**MID**

TOUR AD  
**GC**

**LOW MID**

TOUR AD  
**XC**

**LOW**

TOUR AD  
**VF**

**SPIN RATE**

**LOW**

**LOW/MID**

**MID**

**LAUNCH**

**ANGLE**



**GRAPHITE DESIGN**  
PREMIUM GOLF SHAFTS

**HYBRID SHAFT - LAUNCH vs. SPIN CHART**

**HIGH**

TOUR AD  
**HY**

**MID HIGH**

TOUR AD  
**IZ HB**  
65 & 75

**MID**

TOUR AD  
**DIHB**

TOUR AD  
**IZ HB**  
85 & 95

**LOW MID**

TOUR AD  
**VFHB**

**LOW**

**SPIN RATE**

**LOW**

**LOW/MID**

**MID**

**LAUNCH**

**ANGLE**



**GRAPHITTE DESIGN™**  
PREMIUM GOLF SHAFTS

# IRON SHAFT - LAUNCH vs. SPIN CHART

**HIGH**

**TOUR AD**  
**50**  
Ladies

**60**

**MID/HIGH**

**TOUR AD**  
**55 & 65**  
R & S Flex

**75**

**TOUR AD**  
**75 & 85**  
R & S Flex

**90**

**MID**

**TOUR AD**  
**85 & 95**  
UT Driving Iron

**105**

**TOUR AD**  
**95**  
S & X Flex

**LOW MID**

**TOUR AD**  
**105**  
S & X Flex

**TOUR AD**  
**115**  
S & X Flex

**SPIN RATE**

**LOW/MID**

**MID**

**MID/HIGH**

## GRAPHITE DESIGN WOOD SHAFT COMPARISON CHART:

| SHAFT MODEL          | BUTT SECTION | MID SECTION | TIP SECTION | LAUNCH           | SPIN           |
|----------------------|--------------|-------------|-------------|------------------|----------------|
| Tour AD GC           | STIFF        | FIRM        | FIRM+       | MID              | LOW/MID TO MID |
| Anti-Gravity aG33-3  | FIRM         | MEDIUM      | SOFT+       | HIGH             | MID            |
| TOUR AD VF           | FIRM+        | STIFF       | VERY STIFF  | LOW/MID          | LOW            |
| TOUR AD CQ           | FIRM         | FIRM        | MEDIUM+     | MID/HIGH         | MID            |
| TOUR AD UB           | MEDIUM+      | MEDIUM+     | STIFF+      | MID              | LOW/MID        |
| TOUR AD HD           | FIRM         | FIRM        | FIRM+       | MID              | LOW TO LOW/MID |
| TOUR AD XC           | SOFT         | STIFF       | STIFF       | LOW/MID          | LOW            |
| TOUR AD VR           | FIRM+        | MEDIUM+     | FIRM        | MID/HIGH         | LOW            |
| MAD PRO              | FIRM         | STIFF       | FIRM        | MID TO LOW/MID   | LOW            |
| MAD Std.             | MEDIUM+      | FIRM+       | MEDIUM+     | MID/HIGH TO HIGH | LOW/MID TO MID |
| TOUR AD IZ           | FIRM         | MEDIUM      | FIRM+       | HIGH             | LOW            |
| TOUR AD F-Series FWY | FIRM         | MEDIUM      | SOFT        | HIGH             | MID            |
| TOUR AD M9003        | MEDIUM       | FIRM        | STIFF+      | LOW              | LOW            |
| TOUR AD DI           | MEDIUM       | MEDIUM      | STIFF       | HIGH             | LOW            |

LEGEND DESCRIBING THE SHAFT STIFFNESS FROM STIFFEST TO SOFTEST:  
 VERY STIFF → STIFF → FIRM → MEDIUM → SOFT

### HYBRID SHAFT BEND PROFILE CHART:

| SHAFT MODEL             | BUTT SECTION | MID SECTION | TIP SECTION |
|-------------------------|--------------|-------------|-------------|
| TOUR AD VF HYBRID       | FIRM         | STIFF       | VERY STIFF  |
| TOUR AD IZ 65/75 HYBRID | MEDIUM       | FIRM        | FIRM        |
| TOUR AD IZ 85/95 HYBRID | FIRM         | FIRM        | STIFF       |
| TOUR AD DI HYBRID       | SOFT         | MEDIUM+     | STIFF       |
| TOUR AD HY HYBRID       | MEDIUM       | MEDIUM      | MEDIUM      |

LEGEND DESCRIBING THE SHAFT STIFFNESS FROM STIFFEST TO SOFTEST:













VERY STIFF → STIFF → FIRM → MEDIUM → SOFT

## IRON SHAFT BEND PROFILE CHART

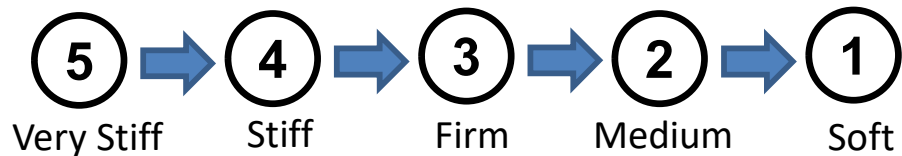
| SHAFT MODEL  | BUTT SECTION | MID SECTION | TIP SECTION |
|--------------|--------------|-------------|-------------|
| TOUR AD 55g  | MEDIUM       | SOFT        | SOFT        |
| TOUR AD 55g  | MEDIUM       | MEDIUM      | SOFT        |
| TOUR AD 65g  | FIRM         | MEDIUM      | SOFT        |
| TOUR AD 75g  | FIRM         | MEDIUM      | SOFT        |
| TOUR AD 85g  | STIFF        | FIRM        | MEDIUM      |
| TOUR AD 95g  | STIFF        | FIRM        | FIRM        |
| TOUR AD 105g | STIFF        | STIFF       | FIRM        |
| RAUNE 60g    | MEDIUM       | SOFT        | SOFT        |
| RAUNE 75g    | MEDIUM       | MEDIUM      | SOFT        |
| RAUNE 90g    | FIRM         | MEDIUM      | MEDIUM      |
| RAUNE 105g   | FIRM         | FIRM        | FIRM        |

LEGEND DESCRIBING THE SHAFT STIFFNESS FROM STIFFEST TO SOFTEST:  
 VERY STIFF → STIFF → FIRM → MEDIUM → SOFT

## Bend Profile differences of Graphite Design Wood shafts

|   | BUTT |  | MID |   | TIP |
|---|------|--|-----|---|-----|
| <b>Tour AD GC – 2025</b><br>Mid Launch & Low/Mid to Mid Spin<br>*M40X & T1100G Technology | 4    |    | 3   |    | 3+  |
| <b>aG33-3 Series - 2024</b><br>High Launch & Mid Spin<br>*M40X Technology                 | 3    |    | 2   |    | 1+  |
| <b>Tour AD VF - 2024</b><br>Low/Mid Launch & Low Spin<br>*M40X & T1100G Technology        | 3+   |    | 4   |    | 5   |
| <b>Tour AD CQ - 2023</b><br>Mid/High Launch & Mid Spin<br>*Nitta 2G-Namd Technology       | 3    |   | 3   |   | 2+  |
| <b>Tour AD UB - 2022</b><br>Mid Launch & Low/Mid Spin<br>*M40X & T1100G Technology        | 2+   |  | 2+  |  | 4+  |
| <b>Tour AD DI - 2010</b><br>High Launch & Low Spin<br>*1 <sup>st</sup> Gen. DI Technology | 2    |  | 2   |  | 4   |

Stiffness Profile From Stiffer to Softer:



## Bend Profile differences of Graphite Design Wood Shafts

**Tour AD HD – 2021**  
 MAP-\$379  
 Mid Launch & Low to Low/Mid Spin  
 \*M40X & T1100G Technology

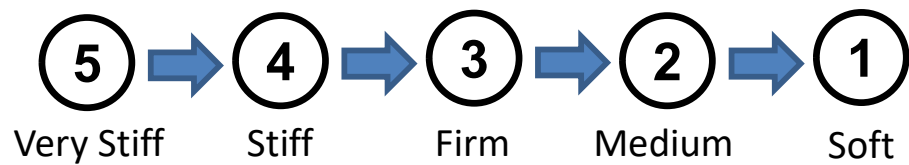
**Tour AD XC - 2020**  
 MAP-\$379  
 Low/Mid Launch & Low Spin  
 \*M40X & T1100G Technology

**Tour AD VR - 2019**  
 MAP-\$379  
 Mid/High Launch & Low to Low/Mid Spin  
 \*T1100G Technology

**Tour AD IZ - 2018**  
 MAP-\$379  
 High Launch & Low Spin  
 \*T1100G Technology



Stiffness Profile From Stiffer to Softer:





## Bend Profile differences of Graphite Design Iron shafts

**Butt** **MID** **TIP**

**Tour AD 50g Iron .355"**  
**High Launch**  
**Mid Spin**



**Tour AD 55g Iron .355"**  
**Mid/High Launch**  
**Mid Spin**



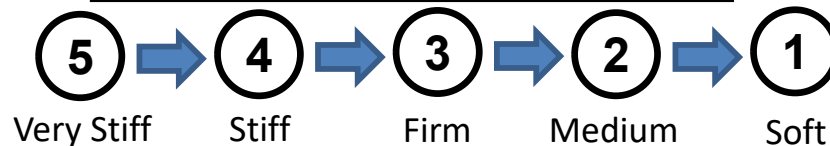
**Tour AD 65g Iron .355"**  
**Mid/High Launch**  
**Mid Spin**




**Tour AD 75g Iron .355"**  
**Mid/High Launch**  
**Mid Spin**



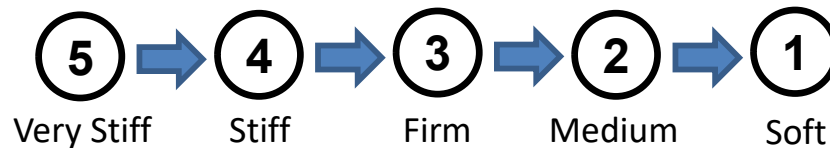
Stiffness Profile From Stiffer to Softer:



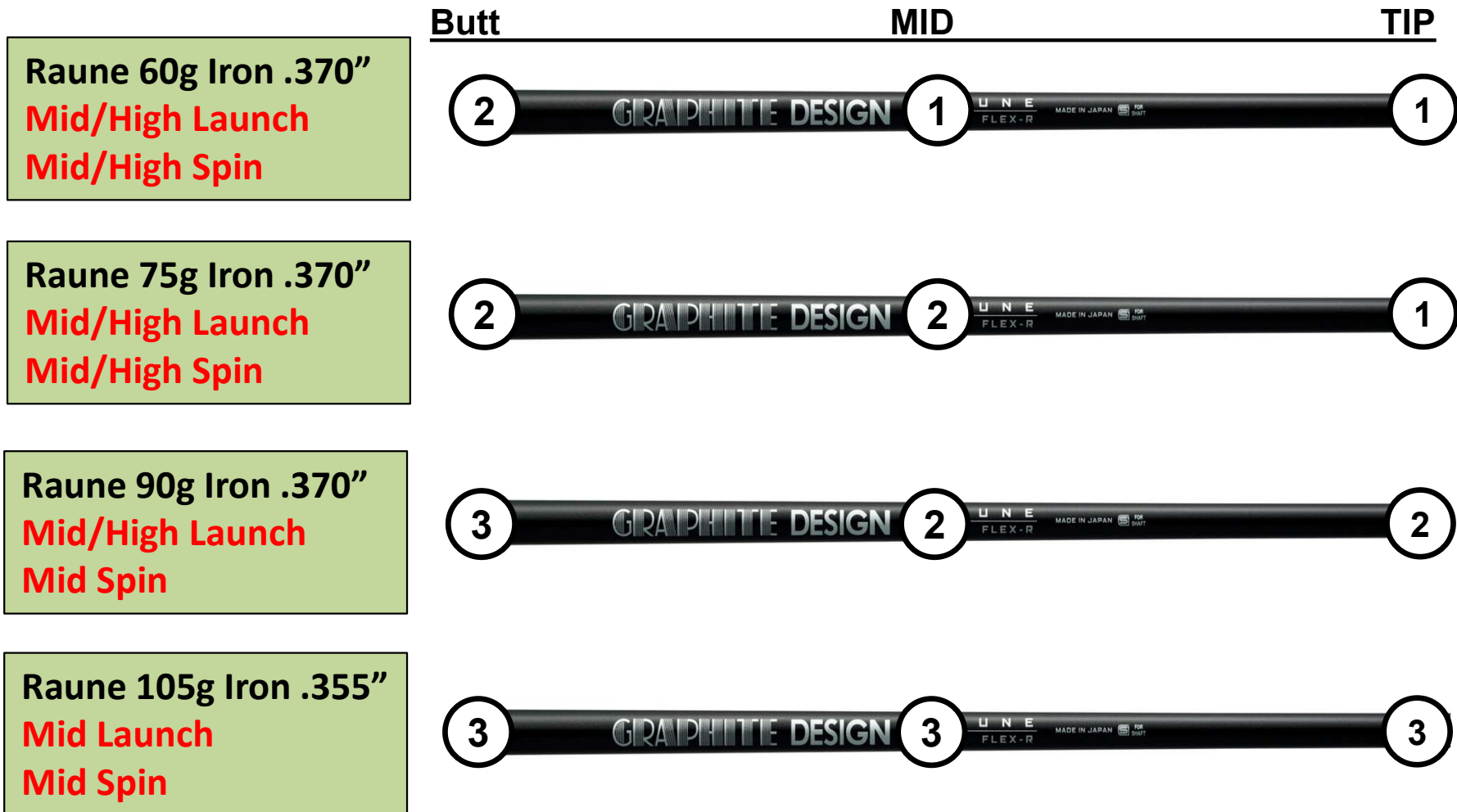
## Bend Profile differences of Graphite Design Iron shafts



Stiffness Profile From Stiffer to Softer:



## Bend Profile differences of Graphite Design Iron shafts



Stiffness Profile From Stiffer to Softer:

